



Education Report: Maximum Roll increase for KingsWay School (432)

To:	Hon Chris Hipkins, Minister of Education		
Date:	24 July 2020	Priority:	High
Security Level:	In Confidence	METIS No:	1235747
Drafter:	Theresa Webb, Senior Advisor	DDI:	09 638 0217
Key Contact:	Isabel Evans, Director of Education for Auckland	DDI:	s 9(2)(a)
Messaging seen by Communications team:	N/A	Round Robin:	No

Purpose of Report

This report seeks your agreement to a staged increase in the maximum roll of KingsWay School, Silverdale (432) (KingsWay), from 1,500 to 2,100 students from 2021 through to 2026. The proprietor has proposed that the non-preference roll remain at 5%.

We recommend you approve the increase.

Summary

1. KingsWay School is a state integrated, composite Year 1 – 15 school located in Silverdale, Auckland. It caters for families seeking co-educational Christian education. The school is part of the Ki Atua hei te Kororia Kāhui Ako. Its Education Review Office (ERO) review in 2017 placed it on a 4 - 5 year review cycle, with ERO noting the academic success of its students, particularly at NCEA Level 2.
2. The proprietor of KingsWay School, the New Zealand Christian Proprietors Trust (NZCPT) has requested a progressive increase in its maximum roll from 1,500 to 2,100 students from 2021 through to 2026. No change has been proposed to the maximum non-preference roll of five percent.
3. The school is located in the Orewa-Whangaparaoa catchment of the New Zealand Education Growth Plan (NEGP). This catchment has been identified in the Auckland Unitary Plan for future urban growth. This has seen major developments planned around Orewa, Silverdale and Milldale.

4. The development of new dwellings in Silverdale has been followed by a rapid increase in the population of school-age children in the area and has put pressure on the existing schools in the Silverdale area. The KingsWay catchment is projected to grow significantly and the additional provision would help balance the availability of capacity of Christian and ordinary state school education, alleviating any potential risk of overcrowding at both types of school. By 2030, we are also planning to provide approximately 1,200 more student places through the establishment of new Year 1- 6 schools in the catchment, and at least 1,000 student places added to the Year 7-15 capacity when a new secondary school is established.
5. NZCPT is planning to cater for the expected large increase in student numbers by a re-development of its site to make currently non-integrated space available, providing a further six teaching spaces, and seeking Policy 2 funding to provide six additional classrooms to accommodate the full increase, if it is approved. Policy 2 funding is available in the baseline appropriation.
6. The application for Policy 2 funding for six classrooms has been assessed and meets the Policy 2 funding criteria. This will equate to approximately \$1.73 million overall. We propose that this funding be disbursed according to the maximum roll increase increments.
7. Consultation on the proposed change has been undertaken. Fifteen schools whose rolls might be affected by the proposal were contacted. Orewa College raised concerns about traffic implications around KingsWay if the increase were approved and Orewa (Primary) School while supportive, sought further information about the impact the increase may have on its roll. This information was provided to the school and we consider that the impact on Orewa School would be low. Three positive responses were also received.
8. Kingsway's roll has increased from 1376 students in 2019 to 1446 students in 2020, and is projected to be 1567 in 2021 (above its current maximum roll of 1500). The school is in high demand, and has waitlists at all year levels.
9. The proposed maximum roll increase would not make any state school within the catchment marginal. To support the redevelopment plans and to manage the level of enrolments it is recommended that the maximum roll increase be staggered in its implementation. An enrolment scheme will also be put in place.
10. You have not delegated the authority to approve this maximum roll increase as it includes provision for Policy 2 funding for more than two additional classrooms.

Recommended actions

We recommend you:

- a. **note** that the proprietor of KingsWay has applied for a progressive maximum roll increase from 1,500 to 2,100 students;
- b. **agree to the following maximum roll increases for KingsWay School, Silverdale;**
 - a. 1,700 students from 2021
 - b. 1,900 students from 2023
 - c. 2,100 students from 2026

☒ Agree / ☐ Not Agree

- c. **note** that the application has met the criteria for Policy 2 funding to provide six additional classrooms to support the increase. This equates to approximately \$1.73 million in Policy 2 funding overall, which can be allocated from the existing baseline appropriation;
- d. **note** that the disbursement of this funding will be in line with staggered increments outlined above with funding for two classrooms provided in 2021, two classrooms 2023 and a final two classrooms in 2026;
- e. **sign** the attached letter to the Proprietor informing it of your decision;
- f. **agree** that this report be proactively released in line with your expectations that information be release as soon as possible. Any information that might need to be withheld will be done so in line with the provisions of the Official Information Act 1982.

☒ Release / ☐ Not Release


Katrina Casey
Deputy Secretary
Sector Enablement and Support

24/7/2020



Hon Chris Hipkins
Minister of Education

29/8/2020

Background

1. KingsWay School is a state integrated Year 1-13 composite school located in Silverdale, Auckland, across two adjacent campuses. One campus houses the junior school (Year 1-6) and the other campus a middle school (Year 7-9) and a senior school (Year 10-13.)
2. In addition to the two campuses in Silverdale, the school operates a satellite campus, Tau Te Arohanoa Akoranga, which is a Year 1-9 bilingual kura, co-located with Woodhill School.
3. The pre-enrolments indicate that the school has three main entry points, with cohorts enrolled at Year 1, Year 7 and then Year 9. There is a wait list for each year level. The roll projections provided with the application illustrate a growing roll that is projected to be above 2,000 students in 2028.
4. The current maximum roll of the school is 1,500 students with a maximum non-preference roll of five percent. There are currently 11 non preference students enrolled.
5. The school had a 1 July 2019 roll of 1,376 students, of which 60 were International students. The domestic roll of 1316 was composed of 27 (2.1%) Pacific, 63 (4.8%) Māori, 825 (62.7%) European, 349 (26.5%) Asian students, and 52 (4.0%) students of Other ethnicity. Table 1 below details the school's July roll for the past six years.

Table 1: Kingsway rolls 2015 to 2020

Year	2015	2016	2017	2018	2019	2020
Roll	1292	1321	1370	1290	1376	1446

Application

6. The school currently has 74 integrated teaching spaces in use. It has a further 11 non-integrated teaching spaces available.
7. In support of the application to grow the roll from 1,500 to 2,100 students, NZCPT has noted its growing roll, roll projections and pre-enrolments as evidence of demand for non-denominational Christian education within the network. Kingsway School is the only non-denominational Christian school in this catchment, and continues to be the "pathway provider" from Year 1 - 13 of Special Character education in this area of Auckland. The proprietor has committed to meeting this increasing demand through its own work commissioning further teaching spaces as well as seeking Policy 2 funding.
8. The additional teaching spaces, in conjunction with commissioning the non-integrated teaching spaces, will bring the school's capacity to 2,100.
9. NZCPT has informed us that the requested maximum roll of 2,100 students is as large as the school will grow. The proprietor is open to the increase being staggered over a set time period.
10. The school site can accommodate the additional 12 teaching spaces.
11. A copy of the application is attached as Annex 1.

Network Implications

12. KingsWay School does not have an enrolment scheme and therefore its catchment has been defined as the same area as in previous applications for Policy 2 funding. This catchment has been agreed with the proprietor. The catchment contains eight primary schools and two secondary schools, which are state and state integrated. There is also a private primary school and a private secondary school within the catchment. In 2019 the network was above 85% capacity for both the Year 1-6 and Year 7-15 networks.
13. The school is located in the Orewa-Whangaparaoa catchment of the New Zealand Education Growth Plan (NEGP). This catchment has been identified in the Auckland Unitary Plan for future urban growth. This has seen major developments planned around Orewa, Silverdale and Milldale. The development of new dwellings in Silverdale has been followed by a rapid increase in population of school-age children in the area and has put pressure on the existing schools in the Silverdale area.
14. The major housing developments around Orewa, Silverdale and Milldale, have triggered the planning and establishment of new state schools, in and adjacent to the defined catchment. We are also master planning the existing schools to accommodate more students to increase the capacity within the network. In the immediate vicinity of Kingsway, Silverdale Primary School is under extreme roll pressure. Following the school's final stage build in 2022, we will be unable to provide additional capacity.
15. By 2030, approximately 1,200 more student places will be added to the capacity through the establishment of new Year 1-6 schools in the catchment, and at least 1,000 student places added to the Year 7-15 capacity when a new secondary school is established to meet the increase in demand from the development areas. However we expect growth to continue as more future urban land is enabled over time.
16. None of the schools in the network is likely to be made marginal if the application for a maximum roll increase at KingsWay School is approved.
17. We will begin work with the school regarding the development and implementation of an enrolment scheme to ensure that enrolment processes at the school are fair and transparent. It is considered that the development of an enrolment scheme will also assist with the management of the non-denominational Christian education network across the schools of which NZCPT is proprietor.

Management of the local state school network

18. Enrolment schemes are in place at 9 out of 12 state schools in this catchment. Of the three schools without schemes, Gulf Harbour has a naturally constrained catchment, and Wainui and Waitoki are rural schools with large geographic catchments.
19. Teaching spaces have been added to primary schools as required to manage roll growth. In particular, we have added teaching blocks at Silverdale School to meet rapid roll growth.
20. We have initiated the investigation and acquisition process for three new school sites in Wainui, including two additional primary schools and additional secondary provision.

21. Budget19 allocated funding for one of the two primary schools, in Milldale. An initial build for 370 students is proposed, opening in 2023, with a master plan roll of 700 students. You have recently received a report seeking consultation on its establishment [METIS 1230755 refers].
22. Orewa College reduced its enrolment scheme home zone in 2019, due to in-zone growth leading to overcrowding.
23. We plan to meet short-term demand through a variety of responses, including:
 - working with the Orewa College Board on a long-term development plan that will deliver a staged master plan for 2,500 students on its existing site, prior to a new secondary school opening at Wainui in approximately 2025
 - working with the Whangaparaoa College Board to develop a long-term plan for providing additional capacity once surplus student places are utilised.
24. Based on the number of available places we currently have in the catchment, and to accommodate the forecast additional 1,805 students, we anticipate we will need to provide an additional 988 primary and 374 secondary student places across the catchment by 2030.
25. In the longer term, it is anticipated that Silverdale and Dairy Flat will see an additional 20,400 dwellings built as over 2,800 hectares of future urban land is opened up for development. This will continue to place pressure on our local schools.

Education Viability

26. The Education Review Office (ERO) carried out a review in November 2017. KingsWay School was placed on the 4-5 year review cycle. The report states:

The school has a holistic approach to raising student achievement and developing lifelong learners. Students have good opportunities to contribute to their learning and achievement through leadership and service roles.

The board and school leaders are justifiably proud of student success in the National Certificates of Educational Achievement (NCEA), particularly at level 2. This data shows that overall student achievement exceeds national and regional levels of achievement. This success is shared by all groups of students.

Community of Learning: Kāhui Ako

27. KingsWay School is part of the Ki Atua hei te Kororia Kāhui Ako. The Kāhui Ako also includes Jireh Christian School, Westminster Christian School, and six pre-schools that have affiliations to non-denominational Christian education.

Consultation

28. We invited comment on the maximum roll application from boards of trustees of 15 schools whose rolls might be affected if the increase were approved. We received feedback from three schools - Horizon School, Whangaparaoa College and Westminster Christian School, in support of the application. Two schools replied with concerns.

29. Orewa College expressed concerns about the current bus access to the school, and that this is currently congested with the road shared with Silverdale School. The College noted that with the population growth anticipated for Silverdale, this situation will get worse.
30. This concern was shared with NZCPT who noted that as part of its redevelopment of the KingsWay School site, the pick-up and drop off points will alter. It also noted that along with the current pick up and drop off zone, there are other state and state integrated schools that contribute to transport congestion, and it will continue to work with these schools.
31. Orewa School commented that while it had no objections, it is likely that the roll increase would have an impact on its roll. The board requested information on the application and the potential impact on its roll. This information was supplied to the school and no further response was received. We assessed the pre-enrolment address data provided with the application against the current Orewa School home zone. Overall, 8 out of 269 identified pre-enrolments live in Orewa School's home zone, which equates to 2.97%. We therefore consider that the increase will have a low impact on the roll of this school, which is currently under roll pressure.

Property

32. NZCPT has shared its master planning and redevelopment plans with us as part of this application. The proprietor's plan will make currently non-integrated space available for teaching. It will provide a further six teaching spaces at its own cost.
33. NZCPT has also applied for Policy 2 funding to provide six additional classrooms to accommodate the full increase, if it is approved. NZCPT has advised that if approved, this increase will be the maximum number of students that the site can accommodate.
34. The application for Policy 2 funding was assessed against the policy criteria. The following criteria need to be met for the school to qualify for Policy Two funding:
 - ii. The local school network shall be defined.
 - iii. Current demand within that network's capacity is greater than 85%; (i.e. the ratio of classroom accommodation occupied to that actually available within the local school network, exceeds 85%).
 - iv. State schooling demand projections will exceed the current capacity of the network within ten years' time.
 - v. A state school is likely to be required within ten years if an integrated school is not provided.
35. The assessment indicates that the application meets the criteria for classroom only Policy 2 funding for six classrooms. At the current rate of approximately \$288,737 each, this equates to approximately \$1,732,422 overall. The Network Impact Assessment is attached as Annex 2.
36. If approval for the maximum roll is granted Policy 2 funding will be disbursed to align with roll growth. It is proposed to provide two teaching spaces in 2021, two in 2023 and two in 2026. Classroom-only assistance funds are available in the Baseline appropriation until the 2022/2023 Financial Year.

Risks

37. We consider that, with the maximum roll increase being progressively implemented, there is low risk to the schooling network with this proposal.

Conclusion

38. We support the application for the following reasons:
- a. The number of students in the KingsWay School catchment is projected to grow significantly, and the additional provision would meet demand for education of this type while alleviating the potential risk of overcrowding at local state schools.
 - b. No school will become marginal through this proposed maximum roll increase.
 - c. Although we are planning establishment of a new secondary school in this area for the late 2020s, this capacity will help support continued growth beyond 2030.
 - d. The staged increase will enable the school to manage the number of enrolments and provide property provision for the growing roll.

Next steps

39. If you approve the update you are asked to sign the attached letter to the proprietor, (Annex 3) and return this to the Ministry. We will forward it to the proprietor.
40. The proprietor will arrange the necessary supplementary agreement through the Association of Proprietors of Integrated Schools. The Ministry will countersign this agreement under delegated authority.
41. We will arrange publication of the required notice in the *New Zealand Gazette*.

Proactive release

42. It is intended that this education report be proactively released as per your expectation that information be released as soon as possible. Any information that might need to be withheld will be done so in line with the provisions of the Official Information Act 1982.

Annexes

- Annex 1: Application
- Annex 2: Network Assessment
- Annex 3: Letter to the proprietor

Proactively Released



Application form

Request for maximum roll increase and/or Policy Two funding

Use for existing state integrated schools only.

This form enables the Ministry to gather sufficient information for analysis and recommendation. It must be fully completed by the proprietor, in consultation with the board of trustees.

In submitting this form, it is assumed proprietors have read and understood the information on the Ministry's website: [Policy Two funding for new buildings at integrated schools](#).

When completed, please either:

- email to nzceooffice@nzceo.org.nz, or
- print and send to: Association of Proprietors of Integrated Schools
PO Box 12307
Thorndon
Wellington 6144

This application form is intended to be used electronically.

**To add rows or adjust layout, turn on the 'view gridlines' feature in the Table Layout tab.
Please complete all sections.**

Would the proprietor like to discuss the recommendation with the Ministry before it is formally submitted to the Ministry for processing?

☐ Yes ☒ No

Is this an application for Policy Two assistance?

☒ Yes ☐ No

If the school does not qualify for Policy Two assistance, or there is no Policy Two funding, does the proprietor want to continue with the maximum roll increase application?

☒ Yes ☐ No

If there is no Policy Two funding, does the proprietor agree to fund extra classrooms required as a result of an approved application?

☒ Yes ☐ No

Date of application:

30 August 2019

1. Contact information

School name **KingsWay School**

Profile number **432**

Address **100 Jelas Rd, Red Beach, Auckland 0931**

Proprietor's name **New Zealand Christian Proprietor's Trust**

Proprietor's agent **Warren Peat**

Address **P O Box 306, Orewa, Auckland 0945**

Phone **+64 21 044 0795**

Email **warren@nzcpt.nz**

2. School information

a Does the school have a statutory intervention in place?

☐ Yes

☒ No

b Does the school have an enrolment scheme?
(or is it in the process of developing one?)

☐ Yes

☒ No

c Which ERO review cycle is the school on?

☐ 1–2

☐ 3

☒ 4–5

d Please describe the school's zone/catchment if known, or attach a map.

Attachments: ☒ No ☐ Yes:

3. Current roll information

a Current maximum roll

1500

b Current maximum non-preference roll (number or percentage)

5%

c Current actual preference roll

1327

d Current actual non-preference roll

11

e Current actual roll (excluding foreign fee-paying students)

1338

f Does the school have foreign fee-paying students?

☒ Yes

☐ No

If yes, how many?

66

4. Proposed roll information

a Proposed maximum roll 2100

b Proposed number or percentage of non-preference students 5%

c Waiting list details

Please attach waiting list details of students excluded by the current maximum roll. Information should include their:

- physical addresses
- year level
- proposed starting date
- ethnicity (if collected – this is very useful for the Ministry's long term data analysis)
- school currently attending – if not new entrants

And whether they are:

- a sibling of a former or current student
- preference or non-preference.

Attachments: ☒ Yes ☐ No

5. Roll projections for the next three years

a Projected peak roll (including non-preference but not foreign fee-paying students):

Year	Projected peak roll with current maximum	Projected peak roll with increased maximum
2020	1500	1446
2021	1500	1567
2022	1500	1652

b What information did you use to derive these projections?

From current waiting list and area growth information.

c Does this roll increase cover:

- ☒ immediate needs
- ☒ needs over the next two years
- ☒ needs over the next five years

6. Accommodation

Existing maximum roll

a Existing number of integrated teaching spaces 74

b Existing number of non-integrated teaching spaces 11

c Estimated number of students the school can accommodate 1500

d Are there special accommodation arrangements for foreign fee-paying students? (eg, has separate accommodation been provided for them?) Yes.

With the proposed maximum roll

a	Number of additional teaching spaces required	through Policy Two: 6	by proprietor: 6
b	Estimated number of students the school could accommodate with the proposed classrooms	2100	
c	Other accommodation required with the proposed roll increase	Nil	
d	Can the school site accommodate the extra building(s)?	Yes	
e	What is the current infrastructure capacity of the school? (if known)		
f	If the proposed maximum roll exceeds the current infrastructure capacity, does the proprietor have any plans to upgrade this capacity?	Yes	
g	Any other comments		

7. Flow-on effects to neighbouring schools

a	What schools in the area may be affected by this maximum roll increase? (include both state and integrated schools)	Silverdale Primary School Stella Maris Primary School Orewa College Whangaparaoa College
b	Has there been any initial discussion/consultation with these schools?	<input type="checkbox"/> Yes <input checked="" type="checkbox"/> No
c	If yes, note the response so far (you may attach further information if appropriate)	
	Respondents	Feedback

8. Special character network

a	Is the proprietor in discussions with the local Ministry office about local planning work regarding this schooling network?	Yes
b	Does the proprietor have a strategic plan for the school/area?	Yes
c	How does this application relate to the strategic plan?	
	KingsWay continues to be the 'pathway provider' from Y1 -13 of Special Character education in this area of Auckland.	

9. Previous applications

- a List all previous maximum roll increase applications in the last five years

Year	Maximum roll requested	Approved / Declined	Reason / Comment
06/2015	1500	Approved	
11/2013	1405 (1300+105)	Approved	

10. Other information (optional)

- a You may choose to add additional information to support your application (eg, evidence of new industry, residential developments, increased demand for specific schooling, migration etc.)

In signing this, the proprietor is declaring that all the information contained in this form is true and correct.

Signed




Role Chief Executive Officer, NZCPT

Date **01/09/2019**

Proactively Released

Proactively Released



Network Impact Assessment of the Proposed Maximum Roll Increase of

KingsWay School (432)

April 2020

Proactively Released

Contents

Purpose	2
Network Catchment, Student Distribution and Surrounding Network of Schools	2
KingsWay Projected Rolls	4
Share of Students	4
Network Assessment	5
Maximum Roll Increase	5
Policy 2 Funding Assessment:	5
Criteria 1: Current Capacity Utilisation	5
Criteria 2: State School demand to exceed the capacity of the network within 10 years	6
Summary	8
Recommendation.....	8

Purpose

KingsWay School is a state integrated-school operating in Silverdale and Red Beach, Auckland. The school is an independent, co-educational, non-denominational Christian school catering for Year 1 to 13 students. In 2019 it had 1,376 students, which is within its maximum roll of 1,500 students.

The New Zealand Christian Proprietors Trust (NZCPT) is the proprietor of KingsWay School. NZCPT applied for a maximum roll increase from 1,500 to 2,100 Year 1 – 13 students on 30 August 2019.

The proprietor has applied for Policy 2 funding to provide six additional classrooms to support the increase. The proprietor is planning to provide a further six teaching spaces at their own cost to accommodate the full increase, if it is approved. The proprietor has shared their master planning and redevelopment plans with us as part of this application.

The school operates from two campuses. The senior campus is located at 100 Jelas Road, Red Beach, Auckland, and the primary campus is within two kilometres at 2 Bonair Crescent, Silverdale Auckland.

This report will consider factors including historical and projected rolls, underlying population projections and capacity in the surrounding network of state and state-integrated schools as well as the potential impact of the proposed maximum roll increase on the local network of state schools. It will also consider if the application for Policy 2 funding meets the Policy 2 Criteria.

Network Catchment, Student Distribution and Surrounding Network of Schools

KingsWay School does not have a geographic enrolment scheme and therefore its catchment has been defined as the same area used in their 2014 Policy 2 application. This catchment has been agreed with the proprietor. The KingsWay School catchment contains 8 primary schools and 2 secondary schools which are state and state integrated. There is also a private primary and a private secondary school within the catchment. The following network assessment will only consider the state and state integrated schools.

Figure 1: KingsWay School Catchment February 2020, and surrounding State and State Integrated Schools

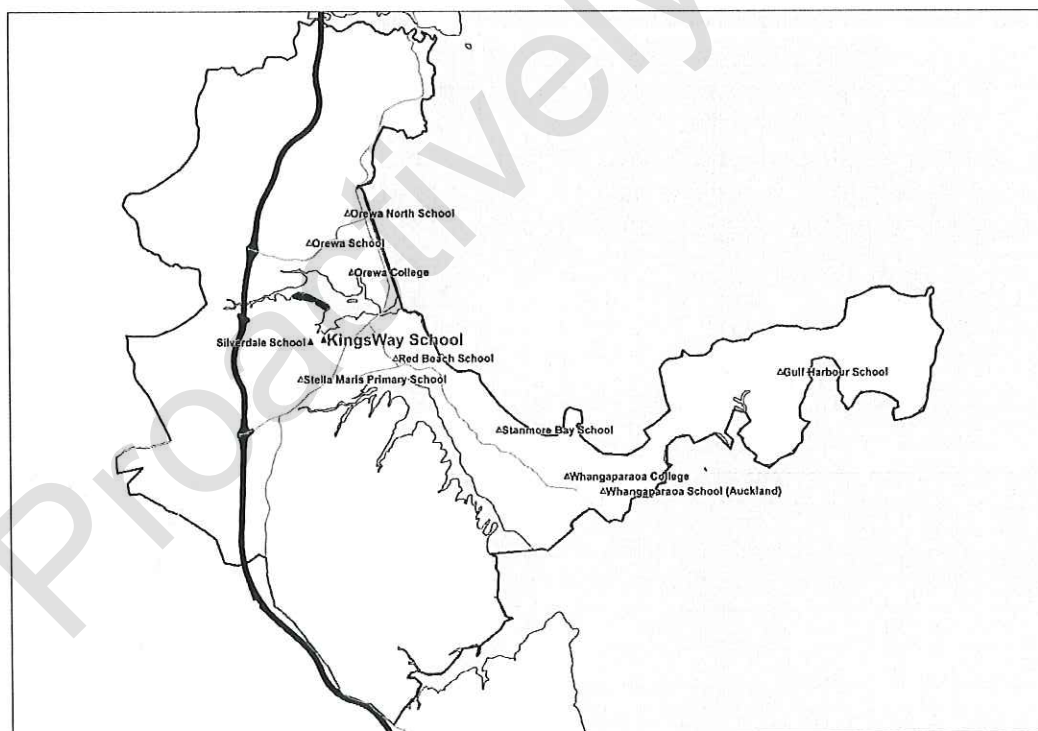
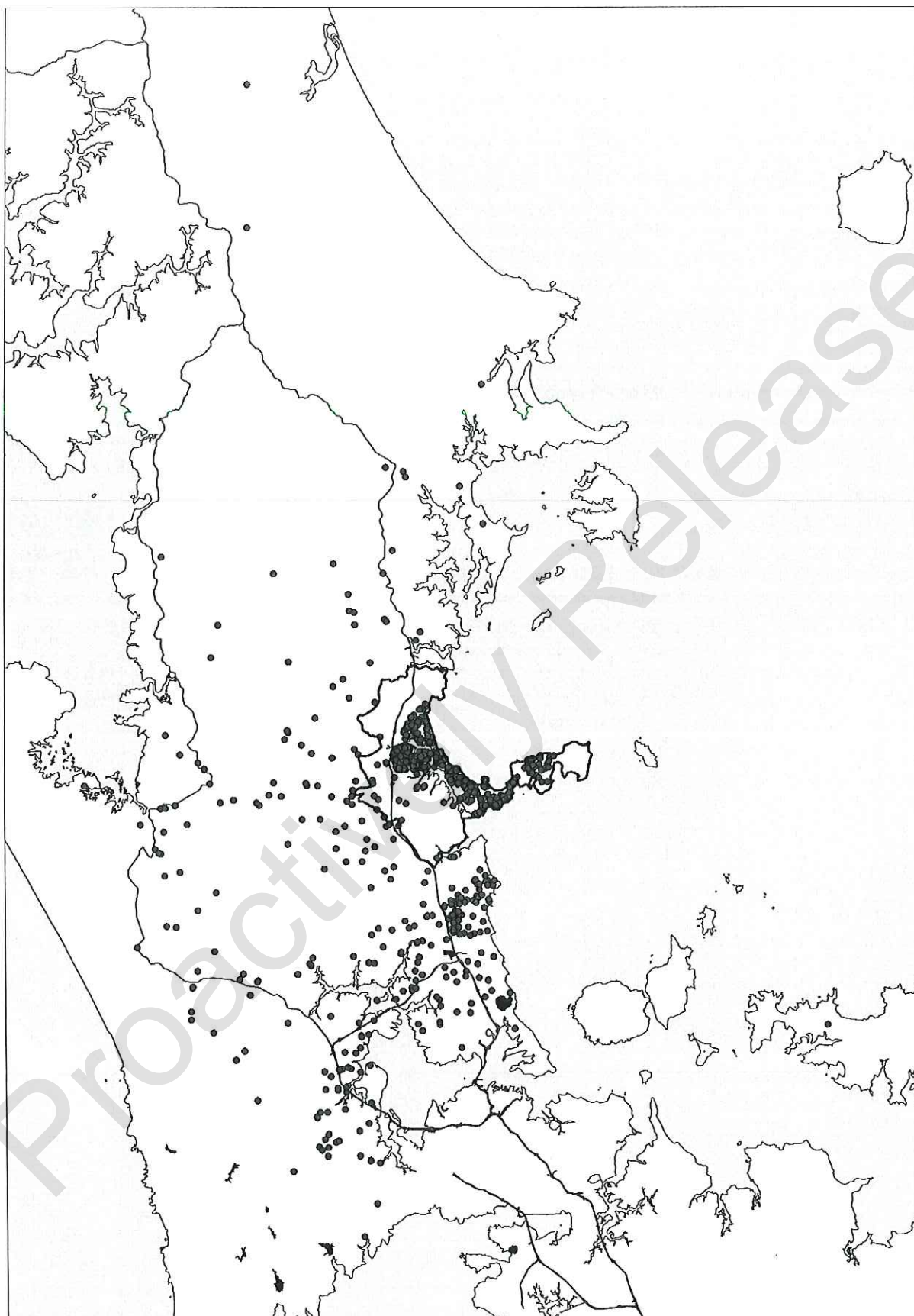


Figure 2 shows the student distribution for KingsWay School as at April 2019. The CAUs included in the school's catchment are identified in Appendix A.

Figure 2: Student Distribution and Census Area Unit (CAU) Catchment, March 2019



KingsWay Projected Rolls

Table 1: Projected Rolls of KingsWay School, 2019 – 2030 (Provided by the proprietor)

KingsWay School's projected roll shows the school anticipates the senior school to be above 1,000 students by 2021, stabilising in 2025 with around 1,215 students. KingsWay School's total roll is projected to be above 2,000 students in 2028.

KingsWay School Roll Projections																								
	Actual																							
	Classes	2019	Classes	2020	Classes	2021	Classes	2022	Classes	2023	Classes	2024	Classes	2025	Classes	2026	Classes	2027	Classes	2028	Classes	2029	Classes	2030
NE	4	54	2	36	2	36	2	36	2	36	4	72	4	72	4	72	4	72	4	72	4	72	4	72
Year 1	4.5	77	6	106	5	88	5	88	5	88	6	106	6	140	6	140	6	140	6	140	6	140	6	140
Year 2	3.5	82	3	79	5	106	4	88	4	88	4	88	4	106	6	140	6	140	6	140	6	140	6	140
Year 3	3	79	3	79	3	79	4	106	4	95	4	88	4	98	4	106	6	150	6	150	6	150	6	150
Year 4	3	82	3	79	3	79	3	79	4	106	4	106	4	106	4	106	4	106	6	160	6	160	6	160
Year 5	3	82	3	79	3	79	3	79	3	79	4	106	4	106	4	106	4	106	4	106	6	160	6	160
Year 6	3	77	3	79	3	79	3	79	3	79	3	79	4	106	4	106	4	106	4	106	4	106	6	160
Junior	24	533	23	501	24	546	24	555	25	535	29	645	30	734	32	776	34	748	36	802	38	856	40	910
Year 7	5	147	6	160	6	160	6	160	6	160	6	160	6	160	6	160	6	160	6	160	6	160	6	160
Year 8	5	138	6	160	6	160	6	160	6	160	6	160	6	160	6	160	6	160	6	160	6	160	6	160
Year 9	5	125	6	160	7	179	7	179	7	179	7	179	7	179	7	179	7	179	7	179	7	179	7	179
Year 10		122		125		160		179		179		179		179		179		179		179		179		179
Year 11		115		122		125		160		179		179		179		179		179		179		179		179
Year 12		103		115		122		134		160		179		179		179		179		179		179		179
Year 13		93		103		115		125		134		160		179		179		179		179		179		179
Senior		843		945		1021		1097		1151		1196		1215		1215		1215		1215		1215		1215
EOY TOTAL		1376		1446		1567		1652		1686		1841		1949		1991		1963		2017		2071		2125

Share of Students

Table 2 shows that KingsWay School has a similar percentage of the March 2019 resident Yr 1-6 students to Orewa and Orewa North Schools that are attending schools within the catchment. Table 3 indicate that Orewa and Whangaparaoa Colleges are the preferred providers of Y7-15 education for resident students attending in-catchment schools.

Figure 2 shows that although KingsWay School is not one of the preferred local schools for resident students, it draws a large proportion of its roll from outside of the local catchment, which is a common feature of integrated schools

Table 2: Y1-8 in-catchment schools share of resident Yr1-6 students attending in-catchment schools

School Name	Students	Percentage
Red Beach School	530	13%
Orewa North School	310	8%
Orewa School	384	9%
Silverdale School	667	16%
Stanmore Bay School	562	14%
Whangaparaoa School (Auckland)	670	16%
Stella Maris Primary School	203	5%
Gulf Harbour School	463	11%
KingsWay School	333	8%
Total Resident Y1-6 Students attending school in catchment	4122	100%

Table 3: Y7-15 in-catchment schools share of resident Yr1-8 students attending in-catchment schools

School Name	Students	Percentage
Orewa College	1581	45%
Whangaparaoa College	1386	40%
KingsWay School	523	15%
Total Resident Y9-15 Students attending school in catchment	3490	100%

Network Assessment

Maximum Roll Increase

Clause 4.3 of the Cabinet Guidelines for integrated schools and designated character schools, which relates to the impact of maximum roll increases on potential marginality and curriculum delivery, was confirmed by Cabinet on 9th July 2001. It states that when considering a maximum roll increase, applications must prove that they will not cause other local schools to become marginal.

A school would be identified as marginal if:

- for Primary/Intermediate – the roll was less than 100
- for Composite – the roll was less than 200
- for Secondary – the roll was less than 300

Table 2 and 3 above, show that because all of these schools have healthy rolls, none of the schools in the network are likely to be made marginal if the application for a maximum roll increase is approved.

Policy 2 Funding Assessment:

Policy 2 assessment for maximum roll increase applications set out two criteria that must be met for approval.

Criteria 1: Current Capacity Utilisation

The catchment area has been identified in the Auckland Unitary Plan for future urban growth. This locality has experienced major housing developments in Orewa and Silverdale. Further large scale housing development is to come in Orewa and Milldale. To date, the development of new dwellings in Silverdale has been followed by a rapid increase in population of school age children in the area which has put demand pressure on the existing schools in Silverdale.

Tables 4 and 5 show that in 2019 currently the network is already above 85% capacity for both the Yr 1-6 and Yr 7-15 Networks, which is the utilisation rate required to meet criteria one.

Table 4: Current Utilisation of Yr1-6 Schools for defined catchment

School No	School Name	Type	Current Student Places (to Budget 2019)	Current and Funded Students Places (to Budget 2019)	2015	2016	2017	2018	2019
432	Kingsway School Utilisation	Y1-15	1500	1500	1277	1314	1321	1243	1340
					85%	88%	88%	83%	89%
1407	Orewa School	Y1-6	417	417	358	380	410	438	462
					86%	91%	98%	105%	111%
1406	Orewa North School	Y1-6	386	431	310	342	362	382	384
					80%	89%	94%	99%	99%
1194	Red Beach School	Y1-6	704	794	635	613	586	594	588
					90%	87%	83%	84%	84%
1663	Stella Maris Primary School	Y1-6	500	500	285	282	275	279	290
					57%	56%	55%	56%	58%
1482	Silverdale School	Y1-6	763	1034	569	648	672	687	776
					75%	85%	88%	90%	102%
1513	Stanmore Bay School	Y1-6	661	661	585	629	620	620	661
					89%	95%	94%	94%	100%
1571	Whangaparaoa School (Auckland)	Y1-6	905	905	764	762	746	731	743
					84%	84%	82%	81%	82%
6920	Gulf Harbour School	Y1-6	601	601	394	424	469	471	517
					66%	71%	78%	78%	86%
Total			6437	6843	5177	5394	5461	5445	5761
					80%	80%	85%	85%	89%

Table 5: Current Utilisation of Yr7-15 Schools for defined catchment

School No	School Name	Type	Current Student Places (to Budget 2019)	Current and Funded Students Places (to Budget 2019)	2015	2016	2017	2018	2019
432	Kingsway School Utilisation	Y1-15	1500	1500	1277	1314	1321	1243	1340
					85%	88%	88%	83%	89%
25	Orewa College	Y7-15	2030	2300	1819	1851	1873	1944	1923
					90%	91%	92%	96%	95%
6763	Whangaparaoa College	Y7-15	1760	1760	1283	1285	1375	1401	1420
					73%	73%	78%	80%	81%
Total			10227	10903	8279	8530	8709	8790	9104
					81%	81%	85%	86%	89%

Criteria 2: State School demand to exceed the capacity of the network within 10 years

The major housing developments around the Orewa, Silverdale and Milldale area have triggered planning and establishment of new school sites in and adjacent to the defined catchment. The Ministry are also master planning the existing schools to increase their capacity. These planned future increases to the network capacity need to be considered when assessing the second criteria.

By 2030, approximately 1,200 more student places will be added to the capacity through the establishment of new Yr 1- 6 schools to the catchment (Orewa NW and Milldale Primary), and at least 1,000 student places added to the Yr 7 -

15 capacity when the a new secondary school is established at Milldale to meet the increase in demand from the development areas.

As master planning for each of the catchment schools has not been completed, any unfunded additional roll growth capacity has not been included in the shortfall analysis shown in Tables 6 and 7 below.

Table 6: Shortfall Analysis of Yr1-6 Schools for defined catchment

State School Y1-6 Shortfall Analysis	2020	2021	2022	2023	2024	2025	2026	2027	2028	2029	2030
Projected Rolls for current Yr1-6 state schools	4529	4578	4639	4746	4835	4951	5089	5263	5398	5544	5667
Projected increased Demand from Orewa Developments	0	87	173	260	347	433	487	540	594	647	701
Projected increased Demand from Milldale Developments	52	166	280	394	508	622	736	850	954	1080	1080
Estimated Catchment Yr 1-6 roll demand for state schools	4581	4831	5092	5400	5690	6006	6312	6653	6946	7271	7448
Yr 1 - 6 Capacity (excuding unfunded Roll Growth Capacity)	4937	4937	4937	4937	5343	5343	5343	5343	5343	5343	5343
Yr 1 - 6 Capacity Future Schools	0	0	0	420	656	656	656	656	656	656	656
Estimated Yr1-6 State School Capacity	4937	4937	4937	5357	5999	5999	5999	5999	5999	5999	5999
State School Y1-6 Projected Utilisation	93%	98%	103%	101%	95%	100%	105%	111%	116%	121%	124%

Table 7: Shortfall Analysis of Yr7-15 Schools for defined catchment

State School Y7-15 Shortfall Analysis	2020	2021	2022	2023	2024	2025	2026	2027	2028	2029	2030
Projected Rolls for current Yr7-15 state schools	3343	3540	3789	3983	4122	3742	3802	3808	3856	3883	3929
Projected increased Demand from Orewa Developments	0	103	207	310	413	516	592	668	743	819	894
Projected increased Demand from Milldale Developments	62	198	333	468	604	739	874	1010	1145	1283	1283
Estimated Catchment Yr 7-15 roll demand for state schools	3405	3841	4329	4761	5139	4997	5268	5486	5744	5985	6106
Yr 7 - 13 Capacity (excuding unfunded Roll Growth Capacity)	3790	3790	3790	3790	4060	4060	4060	4060	4060	4060	4060
Yr 7 - 13 Capacity Future Schools	0	0	0	0	0	1000	1000	1000	1000	1000	1000
Estimated Yr7-15 State School Capacity	3790	3790	3790	3790	4060	5060	5060	5060	5060	5060	5060
State School Y7-15 Projected Utilisation	90%	101%	114%	126%	127%	99%	104%	108%	114%	118%	121%

The shortfall analysis indicates that if the development of new dwellings in Orewa and Milldale are not delayed and new dwellings are all sold and occupied, then the demand for both Yr 1-6 and Yr 7-15 student places on the State School Network will be exceeded within 10 years, and Criteria 2 is also met.

However, master planning of existing state schools within the catchment will more than likely mean that additional capacity will be added to the network within 10 years to accommodate some of the projected demand.

Kingsway School is the only non-denominational school in this catchment. The proprietor will also need to show evidence of increasing demand for this type of schooling for the application to be approved.

Summary

Maximum Roll Increase:

No school will be made marginal if the application is approved (rolls will not fall under 100).

Policy 2 Funding:

Both criteria 1 and 2 are met.

Recommendation

Subject to the proprietor demonstrating demand for this particular type of non-denominational Christian education, the maximum roll for KingsWay School is recommended to be increased from 1,500 students to 2,100.

Noting that new state schools are currently planned within the catchment, and master planning of current schools will allow for capacity to be added in the state school network to accommodate additional demand from new and existing housing areas, the maximum roll is recommended to be increased in stages as indicated in table 8.

Table 8: Recommended Increase in Maximum Roll in stages.

KingsWay School Maximum Roll	
Current	1500
2020	1700
2023	1900
2026	2100

Nick Blythe
Lead Analyst Network

Nick Blythe
Nick Blythe (Apr 14, 2020)

Date: Apr. 14, 2020

Janet Schofield
Network Manager
(Network Authoriser)

Janet Schofield
Janet Schofield (Apr 14, 2020)

Date: Apr. 14, 2020

Copies to:

Jayne Taylor- Clarke, Regional Infrastructure Manager

Philippa Pidd, Manager School Network

Leisa Maddix, Education Manager, North









KingsWay School - Network Impact Assessment of Proposed Maximum Roll Increase 140420

Final Audit Report

2020-04-14

Created:	2020-04-14
By:	Allister Young (Allister.Young@education.govt.nz)
Status:	Signed
Transaction ID:	CBJCHBCAABAATGen3yij2L7v4lv8hp1S43XYSAo17Hef

"KingsWay School - Network Impact Assessment of Proposed Maximum Roll Increase 140420" History

-  Document created by Allister Young (Allister.Young@education.govt.nz)
2020-04-14 - 3:54:46 AM GMT- IP address: 202.37.36.66
-  Document emailed to Janet Schofield (janet.schofield@education.govt.nz) for signature
2020-04-14 - 3:56:29 AM GMT
-  Email viewed by Janet Schofield (janet.schofield@education.govt.nz)
2020-04-14 - 4:19:26 AM GMT- IP address: 202.37.36.66
-  Document e-signed by Janet Schofield (janet.schofield@education.govt.nz)
Signature Date: 2020-04-14 - 4:26:26 AM GMT - Time Source: server- IP address: 202.37.36.66
-  Document emailed to Nick Blythe (nick.blythe@education.govt.nz) for signature
2020-04-14 - 4:26:27 AM GMT
-  Email viewed by Nick Blythe (nick.blythe@education.govt.nz)
2020-04-14 - 4:58:43 AM GMT- IP address: 202.37.36.66
-  Document e-signed by Nick Blythe (nick.blythe@education.govt.nz)
Signature Date: 2020-04-14 - 5:00:17 AM GMT - Time Source: server- IP address: 202.37.36.66
-  Signed document emailed to Allister Young (Allister.Young@education.govt.nz), Janet Schofield (janet.schofield@education.govt.nz) and Nick Blythe (nick.blythe@education.govt.nz)
2020-04-14 - 5:00:17 AM GMT



Adobe Sign

Annex 3: Letter to the proprietor

Proactively Released

Warren Peat
CEO
New Zealand Christian Proprietors Trust
PO Box 306
OREWA

Dear Warren

Thank you for the application to increase the maximum roll of KingsWay School, Silverdale, Auckland.

After considering all of the information provided to me, including the impact on neighbouring schools, I have decided to approve a staged increase of the maximum roll from 1,500 to a maximum of 2,100 students, as follows:

Year	Maximum roll
2021	1700
2023	1900
2026	2100

The non-preference component of the roll will remain at a maximum of 5% of the maximum roll.

I understand that you have applied for Policy 2 classroom only funding for six classrooms to assist in accommodating the increase and that this will be part of the redevelopment plans that you have shared with the Ministry. As you are aware, an assessment of your Policy 2 application was undertaken. This assessment showed that the criteria were met.

In terms of the timing for funding disbursement, I am proposing that the disbursement schedule be staged to reflect the above increments and be disbursed accordingly. I have asked that the Ministry of Education's Auckland office work with you regarding this and that it confirm the quantum of funding available.

To implement the roll increase, I invite you to prepare supplementary agreements reflecting the change to your maximum roll and the additional integrated space, and forward them to the Ministry of Education. These changes will take effect when each supplementary agreement has been countersigned. A notice will be published in the *New Zealand Gazette*.

My best wishes for the remainder of the 2020 school year.

Yours sincerely

Chris Hipkins
Minister of Education

cc Paul Ferris, CEO, Association of Proprietors of Integrated Schools
Isabel Evans, Director of Education for Auckland

Hon Chris Hipkins

MP for Remutaka

Minister of Education

Minister of Health

Minister of State Services

Leader of the House

Minister Responsible for Ministerial Services



Warren Peat
CEO
New Zealand Christian Proprietors Trust
PO Box 306
OREWA

Dear Warren

Thank you for the application to increase the maximum roll of KingsWay School, Silverdale, Auckland.

After considering all of the information provided to me, including the impact on neighbouring schools, I have decided to approve a staged increase of the maximum roll from 1,500 to a maximum of 2,100 students, as follows:

Year	Maximum roll
2021	1700
2023	1900
2026	2100

The non-preference component of the roll will remain at a maximum of 5% of the maximum roll.

I understand that you have applied for Policy 2 classroom only funding for six classrooms to assist in accommodating the increase and that this will be part of the redevelopment plans that you have shared with the Ministry. As you are aware, an assessment of your Policy 2 application was undertaken. This assessment showed that the criteria were met.

In terms of the timing for funding disbursement, I am proposing that the disbursement schedule be staged to reflect the above increments and be disbursed accordingly. I have asked that the Ministry of Education's Auckland office work with you regarding this and that it confirm the quantum of funding available.

To implement the roll increase, I invite you to prepare supplementary agreements reflecting the change to your maximum roll and the additional integrated space, and forward them to the Ministry of Education. These changes will take effect when each supplementary agreement has been countersigned. A notice will be published in the *New Zealand Gazette*.

My best wishes for the remainder of the 2020 school year.

Yours sincerely

A handwritten signature in blue ink, appearing to be 'CH'.

Chris Hipkins
Minister of Education

cc Paul Ferris, CEO, Association of Proprietors of Integrated Schools
Isabel Evans, Director of Education for Auckland