

This data is not for public release.
Permission from MoE should be sought before sharing.

2016 Attendance Service National Reporting

This data was extracted on 09 January, 2017

1 of 3

Key	These Cases Relate to Non Enrolment Cases (NE)
	These Cases Relate to Unjustified Absence Cases (UA)

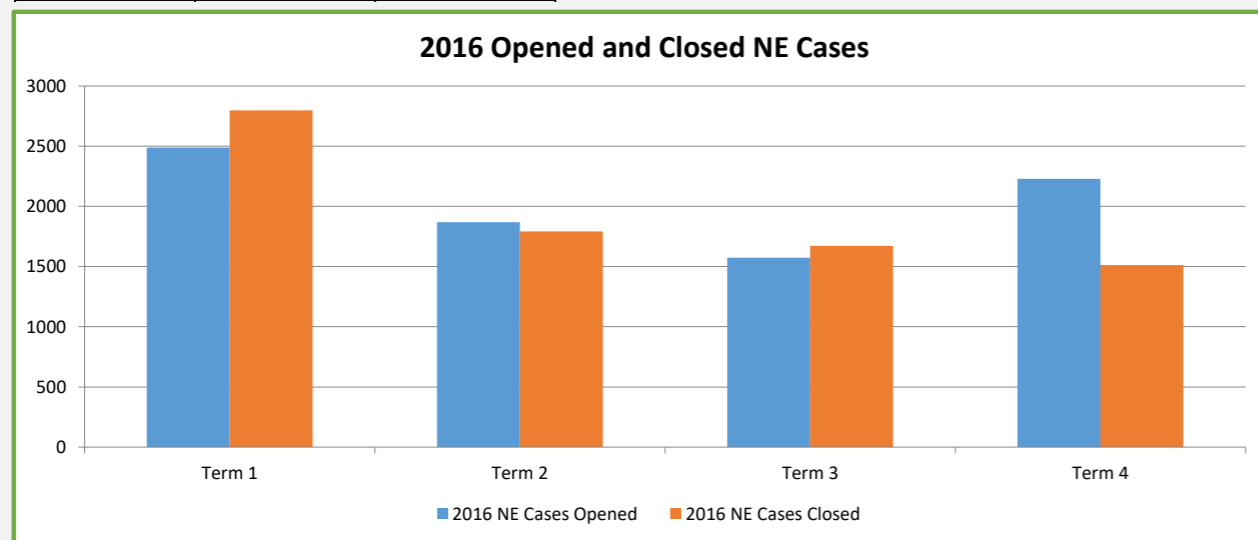
Provider Area	National
Service Provider	National

2016 Opened and Closed Cases

	2016 NE Cases Opened	2016 NE Cases Closed
Term 1	2488	2798
Term 2	1868	1793
Term 3	1574	1673
Term 4	2230	1512
TOTAL	8160	7776

* Term 1 includes all cases from 1 Jan, 2016 to 15 Apr, 2016
* Term 2 includes all cases from 16 Apr, 2016 to 8 Jul, 2016
* Term 3 includes all cases from 9 Jul, 2016 to 23 Sep, 2016
* Term 4 includes all cases from 24 Sep, 2016 to 31 Dec, 2016

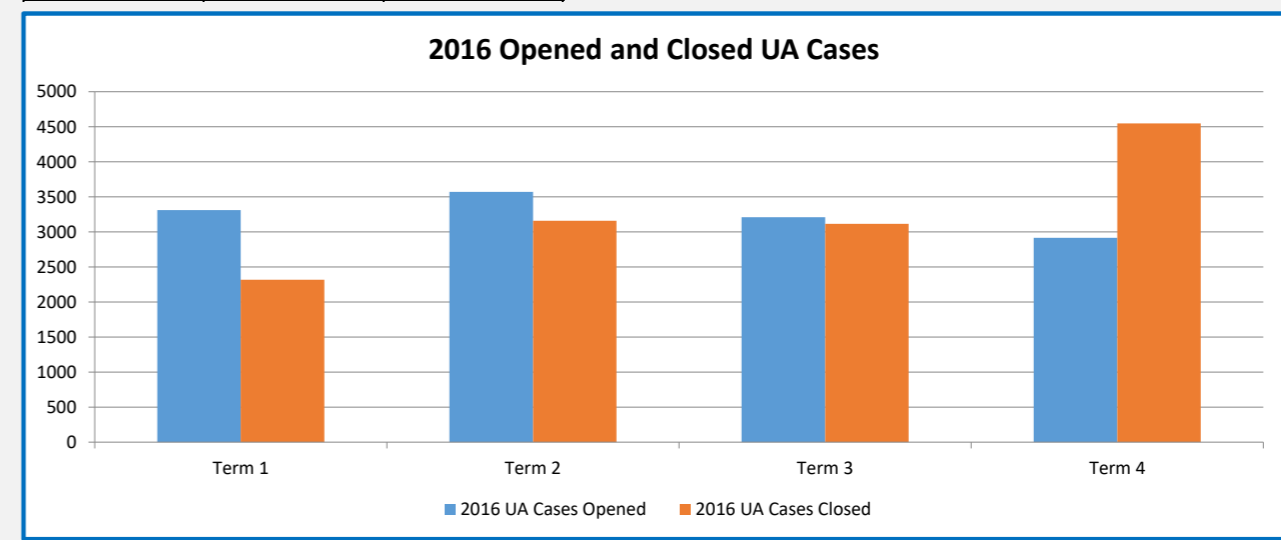
* A case is considered to be open when it reaches State 2 (loaded for action)



	2016 UA Cases Opened	2016 UA Cases Closed
Term 1	3311	2319
Term 2	3570	3158
Term 3	3208	3116
Term 4	2916	4548
TOTAL	13005	13141

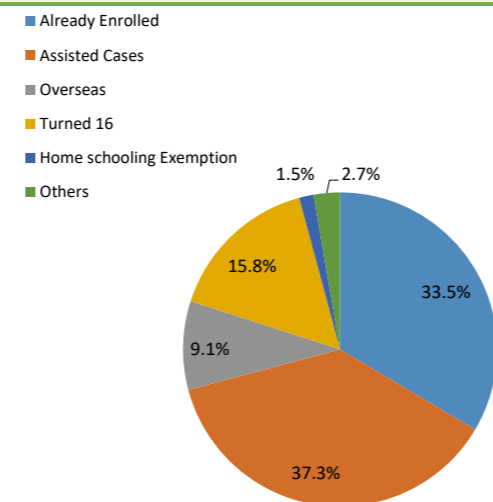
* Term 1 includes all cases from 1 Jan, 2016 to 15 Apr, 2016
* Term 2 includes all cases from 16 Apr, 2016 to 8 Jul, 2016
* Term 3 includes all cases from 9 Jul, 2016 to 23 Sep, 2016
* Term 4 includes all cases from 24 Sep, 2016 to 31 Dec, 2016

* A case is considered to be open when it reaches State 0 (loaded for action)

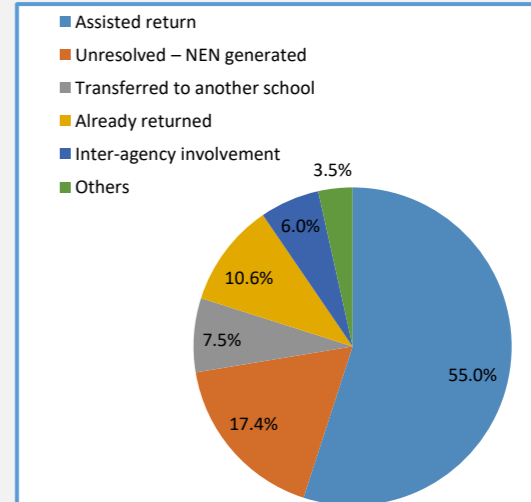


2016 Closure Reasons

NEN Closure Reason	Number of Cases	% of Cases Closed by Reason
Already Enrolled	2607	33.5%
Already Exempt	39	0.5%
Assisted AE placement	456	5.9%
Assisted Enrolment	2306	29.7%
Assisted Exemption	140	1.8%
Care & Protection Residence	31	0.4%
Deceased		
Foreign Student	14	0.2%
Home schooling Exemption	116	1.5%
Overseas	711	9.1%
Turned 16	1230	15.8%
Under 6		
Youth Justice Residence		
TOTAL	7776	100%



UA Closure Reason	Number of Cases	% of Cases Closed by Reason
Already returned	1387	10.6%
Assisted return	7227	55.0%
Correctional Facility		
Deceased		
Inter-agency involvement	795	6.0%
Overseas	158	1.2%
Reached school leaving age	293	2.2%
Residential Care Facility		
Transferred to another school	989	7.5%
Unresolved – NEN generated	2285	17.4%
TOTAL	13141	100%



2016 Active NE and UA Cases Time Open (calendar days)

Months Open	Number of Open NE Active Cases	% of Open NE Cases by Month Open
0 to 3	1599	60%
4 to 6	554	21%
7 to 9	256	10%
10 to 12	100	4%
13+	175	7%
Total	2684	100.0%

Current Age	Number of Active Cases
5 to 10 Years	394
11 to 12 Years	247
13 to 14 Years	843
15 + Years	1200
TOTAL	2684

15 Years 1 to 6 Months	510
15 Years 7 Months +	690

Months Open	Number of UA Active Cases	% of Open UA Cases by Month Open
0 to 1	140	19.5%
2 to 3	202	28.1%
4 to 5	161	22.4%
6 to 7	90	12.5%
8+	125	17.4%
Total	718	100.0%

Current Age	Number of Active Cases
5 to 10 Years	250
11 to 12 Years	91
13 to 14 Years	215
15 + Years	162
TOTAL	718

Age at Referral	Active NE Cases Age at Referral					Total by Age
	Months Active NE Cases Open					
	0 to 3	4 to 6	7 to 9	10 to 12	13+	
5	20	5	3	1	4	33
6	67	14	5	7	13	106
7	77	8	3	0	4	92
8	52	9	2	0	10	73
9	44	1	4	3	6	58
10	44	3	6	2	10	65
11	83	18	6	6	5	118
12	102	38	8	8	19	175
13	208	71	47	26	46	398
14	383	159	83	32	57	714
15	519	228	89	15	1	852
16	0	0	0	0	0	0
TOTAL	1599	554	256	100	175	2684

NE active cases are cases that are in State 2-5.
Time open does not take account of the number of days that it takes for a school to un-enrol students.

Age at Referral	Active UA Cases Age at Referral					Total by Age
	Months Active UA Cases Open					
	0 to 1	2 to 3	4 to 5	6 to 7	8+	
5	7	13	11	4	11	46
6	10	15	13	7	16	61
7	4	12	11	6	16	49
8	9	5	8	5	10	37
9	8	11	12	4	5	40
10	12	3	7	3	3	28
11	10	15	11	10	6	52
12	13	7	9	2	5	36
13	14	37	29	23	17	120
14	33	46	30	22	31	162
15	20	34	20	4	5	83
16	0	3	0	0	0	3
17	0	1	0	0	0	1
18	0	0	0	0	0	0
Total	140	202	161	90	125	718

UA active cases are cases that are in State 0-3.

KPI Reporting - 2016

KPI ONE - All cases open longer than six months* have a plan in place to re-engage the student back into a school or legal learning environment	
Number of NE cases in the open state (State 3)	2349
Number of open cases (State 3) that have been open longer than six months	588

* Calendar days.

KPI FOUR - At least 65% of schools in the Attendance Service provider's catchment region are registered ASA users	
Total number of schools in catchment region**	2430
% of schools in the catchment region that are registered ASA users	79%

** Catchment region: a geographic area in which the provider delivers the Attendance Service.

Notes:

1- These KPI's only apply to holders of Attendance Service contracts
2- From 12/09/2016 to 23/09/2016 MoE experienced technical issues with ENROL and ASA applications. This issues may have impacted on the ability to meet KPIs during this period.

KPI TWO - 90% of opened cases processed from State 0 to State 1 within one School Day		KPI TWO is based on the Workflow Performance Report selecting the "Time Loaded for Action" (Hrs) (Metric)" then dividing the number of cases that are 8 hours and less by the total number of cases opened in 2016. This KPI identifies the services responsiveness to UA referrals from schools. It measures if UA referrals from schools are being allocated to an Attendance Advisor within one school day.
Number of UA cases opened	13005	
% of opened cases processed from State 0 to State 1 within one school day	93%	

KPI THREE - 65% of opened cases processed from State 0 to State 4 within 22 school days		KPI THREE is based on the total hours a case has been open extracted from the Workflow Performance Report. The number of cases that have been open for 22 or less school days are then divided by the total number of cases closed in 2016. This KPI identifies the services case management of UA cases to ensure students are being returned to full attendance in a timely manner.
Number of UA cases closed	13141	
% of opened cases processed from State 0 to State 4 within 22 school days	59%	

2016 NE and UA Opened Cases Demographics

Ethnicity		
Ethnicity	Number of Cases	% of Cases
Māori	4855	59.5%
Pasifika	1159	14.2%
Asian	249	3.1%
European/Pākehā	1805	22.1%
MELAA	56	0.7%
Other	36	0.4%
TOTAL	8160	100%

Gender		
Gender	Number of Cases	% of Cases
Male	4288	53%
Female	3872	47%
TOTAL	8160	100%

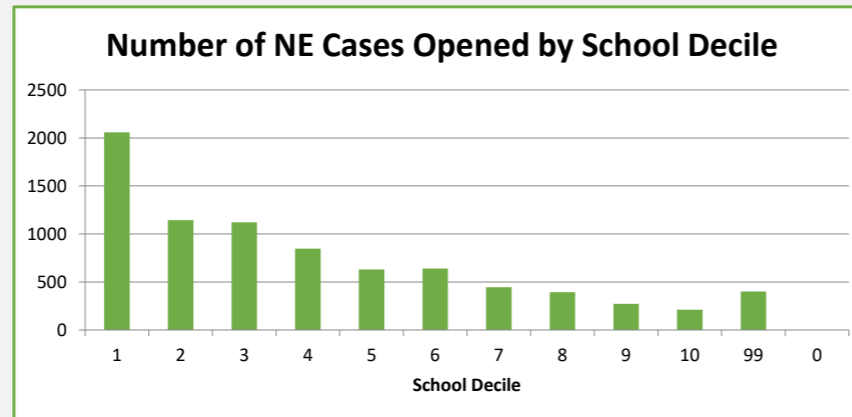
Age at Referral		
Age	Number of Cases	% of Cases
5	0	0.0%
6	546	6.7%
7	378	4.6%
8	323	4.0%
9	273	3.3%
10	281	3.4%
11	487	6.0%
12	539	6.6%
13	1172	14.4%
14	1598	19.6%
15	2563	31.3%
TOTAL	8160	100%

Ethnicity		
Ethnicity	Number of Cases	% of Cases
Māori	7378	56.7%
Pasifika	3087	23.7%
Asian	209	1.6%
European/Pākehā	2217	17.0%
MELAA	74	0.6%
Other	40	0.3%
TOTAL	13005	100%

Gender		
Gender	Number of Cases	% of Cases
Male	6601	51%
Female	6404	49%
TOTAL	13005	100%

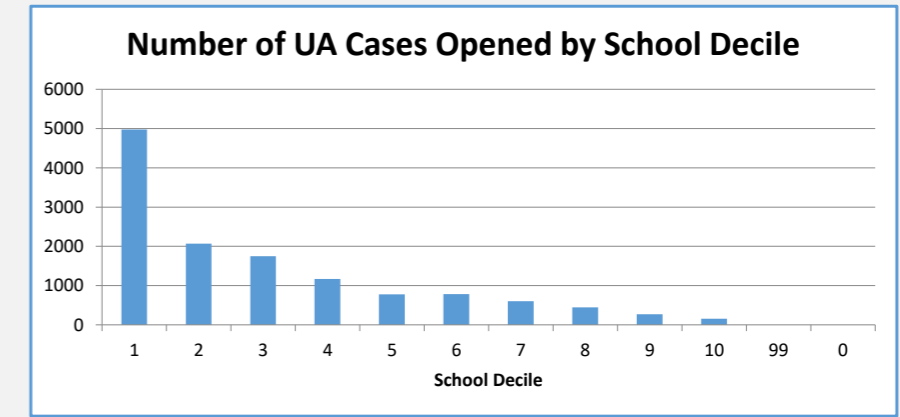
Age at Referral		
Age	Number of Cases	% of Cases
5	846	6.5%
6	961	7.4%
7	868	6.7%
8	742	5.7%
9	729	5.6%
10	650	5.0%
11	934	7.2%
12	1166	9.0%
13	1633	12.6%
14	2167	16.7%
15	2037	15.7%
16	208	1.6%
17	59	0.5%
18		0.0%
19		0.0%
TOTAL	13005	100%

Decile of School Last School Attended *	
Decile**	Number of NE Cases Opened
1	2059
2	1143
3	1120
4	847
5	629
6	640
7	445
8	393
9	272
10	212
99	400
0	0
TOTAL	8160



* These numbers are based on last enrolled school of the student.
** Decile 0 and 99 count as other classes of schools e.g. Te Kura

Decile	
Decile**	Number of UA Cases Opened
1	4978
2	2068
3	1750
4	1171
5	775
6	786
7	601
8	448
9	272
10	156
99	0
0	0
TOTAL	13005



* These numbers are based on last enrolled school of the student.
** Decile 0 and 99 count as other classes of schools e.g. Te Kura

2016 Repeat Referrals

Repeat Referrals as at End of Term 4	Number of cases		Number of Students	
	Number of cases	% of Cases	Number of Students	% of Students
One Referral	12525	59.2%	12525	77.1%
Two Referrals	5676	26.8%	2838	17.5%
Three Referrals	2013	9.5%	671	4.1%
Four Referrals	656	3.1%	164	1.0%
Five Referrals	200	0.9%	40	0.2%
Six Referrals		0.3%		0.1%
Seven Referrals		0.2%		0.0%
Total	21165	100.0%	16253	100.0%

The Repeat Referral numbers have been calculated by looking at the NSN of the student as a unique identifier of all NE and UA cases opened this year, and counting the number of times the NSN has been assigned to a new open case.

For example, two referrals means a student has been referred twice to the provider within Term One , Term Two , Term Three or Term Four in 2016. This can be a student who has had a UA case and the NE case in 2016 or a student that has been referred twice as a UA case in 2016.