

2015 Attendance Service National Reporting

This Data was extracted at the end of Term Four 2015 (12 January 2016)

Key	
These Cases Relate to Non Enrolment Cases (NE)	
These Cases Relate to Unjustified Absence Cases (UA)	

2015 Open and Closed Cases

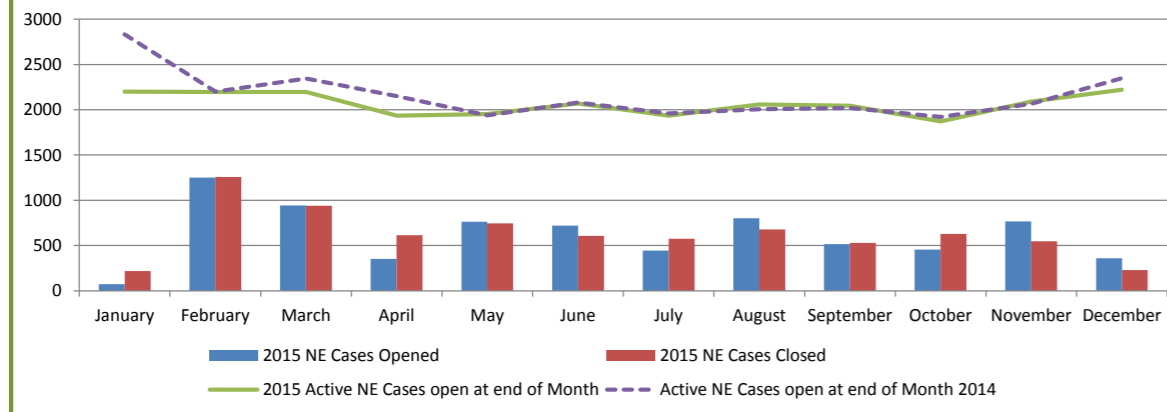
Non Enrolled (NE) Open, Closed and Active Cases at Month end. Plus 2014 Month End Active Cases

	2015 NE Cases Opened	2015 NE Cases Closed	2015 Active NE Cases open at end of Month	Active NE Cases open at end of Month 2014
January	72	219	2201	2835
February	1252	1258	2195	2200
March	942	941	2196	2345
April	352	614	1934	2152
May	763	743	1954	1940
June	720	606	2068	2080
July	443	576	1935	1960
August	801	679	2057	2005
September	516	530	2043	2020
October	454	627	1870	1921
November	767	545	2092	2065
December	359	229	2222	2348
TOTAL	7441	7567		

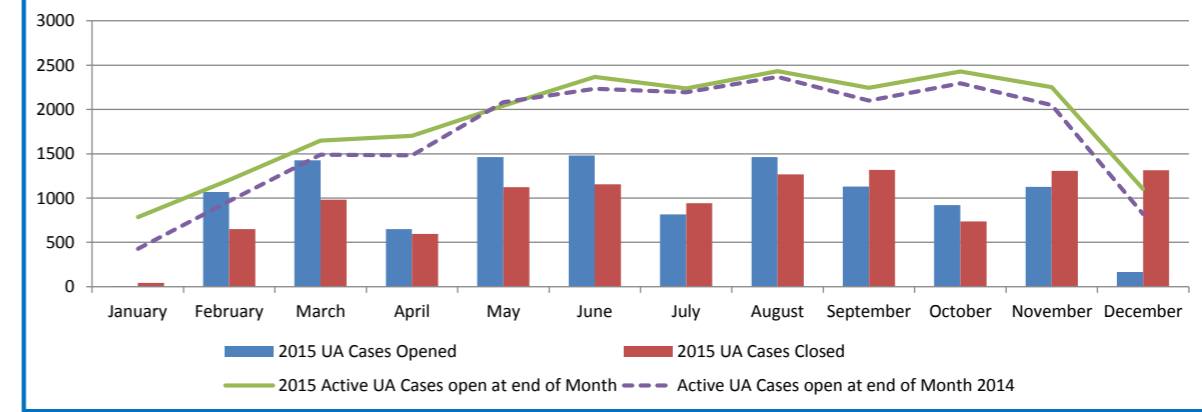
Unjustified Absence (UA) Open, Closed and Active Cases at Month end. Plus 2014 Month End Active Cases

	2015 UA Cases Opened	2015 UA Cases Closed	2015 Active UA Cases open at end of Month	Active UA Cases open at end of Month 2014
January	8	42	786	427
February	1070	651	1205	965
March	1426	982	1649	1489
April	650	597	1702	1482
May	1464	1124	2042	2081
June	1479	1155	2366	2233
July	815	943	2238	2195
August	1463	1268	2433	2368
September	1130	1319	2244	2101
October	919	735	2428	2296
November	1128	1306	2250	2049
December	166	1314	1102	820
TOTAL	11718	11436		

2015 Open and Closed NE Cases, with End of Month Active Case Comparison to 2014 Data



2015 Open and Closed UA Cases, with End of Month Active Case Comparison to 2014 Data



2015 Closure Reasons

NEN Closure Reason	Number of Cases	% of Cases Closed by Reason
Assisted Enrolment	2692	36
Already Enrolled	1950	26
Turned 16	1238	16
Already Exempt	26	0
Overseas	869	11
Assisted Exemption	126	2
Assisted AE placement	471	6
Home schooling Exemption	104	1
Youth Justice Residence	62	1
Foreign Student	6	0
Care & Protection Residence	19	0
Under 6		
Deceased		
TOTAL	7566	100

UA Closure Reason	Number of Cases	% of Cases Closed by Reason
Inter-agency involvement	600	5
Assisted return	7090	62
Unresolved – NEN generated	1892	17
Already returned	1344	12
Correctional Facility		
Reached school leaving age	389	3
Overseas	114	1
Residential Care Facility		
Deceased		
TOTAL	11436	100

Active NE and UA Cases Time Open

Months Open	Number of Open NE Active Cases	% of Open NE Cases by Month Open
1 to 3	1315	57.0
4 to 6	487	21.1
7 to 9	238	10.3
10 to 12	105	4.5
13+	163	7.1
Total	2308	

Current Age	Number of Active Cases
5 to 10 Years	334
11 to 12 Years	205
13 to 14 Years	752
15 + Years	1017
TOTAL	2308

Months Open	Number of UA Active Cases	% of Open UA Cases by Month Open
0 to 1	149	17.6
2 to 3	265	31.3
4 to 5	188	22.2
6 to 7	123	14.5
8+	123	14.5
Total	848	

Current Age	Number of Active Cases
5 to 10 Years	234
11 to 12 Years	87
13 to 14 Years	287
15 + Years	240
TOTAL	848

15 Years 1 to 6 Months	528
15 Years 7 Months +	527

Age at Referral	Active NE Cases Age at Referral					Total by Age
	Months Active NE Cases Open					
	0 to 3	4 to 6	7 to 9	10 to 12	13+	
5	1				1	2
6	75	8	14	5	9	111
7	51	7	2	2	5	67
8	41	4	1	4	7	57
9	52	6	3	2	9	72
10	38	7	2	6	10	63
11	64	12	1	8	8	93
12	90	30	11	4	21	156
13	183	66	38	21	31	339
14	303	154	95	34	58	644
15	417	193	71	19	4	704
16	0	0	0	0	0	0
TOTAL	1315	487	238	105	163	2308

Age at Referral	Active UA Cases Age at Referral					Total by Age
	Months Active UA Cases Open					
	0 to 1	2 to 3	4 to 5	6 to 7	8+	
5	11	19	10	6	4	50
6	4	13	12	10	8	47
7	11	7	11	4	4	37
8	4	16	11	4	6	41
9	7	14	10	5	5	41
10	7	11	7	2	6	33
11	10	13	7	7	5	42
12	11	18	7	5	4	45
13	15	40	27	26	29	137
14	36	72	53	38	43	242
15	32	42	31	12	9	126
16	1	0	2	3	0	6
17	0	0	0	1	0	1
18	0	0	0	0	0	0
Total	149	265	188	123	123	848

Active Cases are cases that are in State 1-5

KPI Reporting - 2015

KPI ONE - All cases open longer than Six months have a plan in place to re-engage the student back into a school or legal learning environment	
Number of NE Cases in the Open state (State 3)	2014
Number of Open cases (State 3) that have been open longer than Six months	512

KPI TWO - 90% of Opened Cases Processed from State 0 to State 1 within one School Day	
Number of UA Cases Opened	11718
% of opened cases processed from State 0 to State 1 within one School Day	91%

KPI two is based on the **Workflow Performance Report** selecting the "Time 'Loaded for Action' (Hrs) (Metric)" then dividing the number of cases that are 8 hours and less by the total number of cases opened in 2015.

This KPI identifies the services responsiveness to UA referrals from schools. It measures if UA referrals from schools are being allocated to an Attendance Advisor within one school day.

KPI THREE - 65% of Opened Cases Processed from State 0 to Stage 4 within 22 School Days	
Number of UA Cases Closed	11436
% of opened cases processed from State 0 to State 4 within 22 School Days	60%

KPI Three is based on the total hours a case has been open extracted from the **Workflow Performance Report**. The number of cases that have been open for 22 school days are then divided by the total number of cases closed in 2015.

This KPI identifies the services case management of UA cases to ensure students are being returned to full attendance in a timely manner.

*These KPI's only apply to holders of Attendance Service contracts

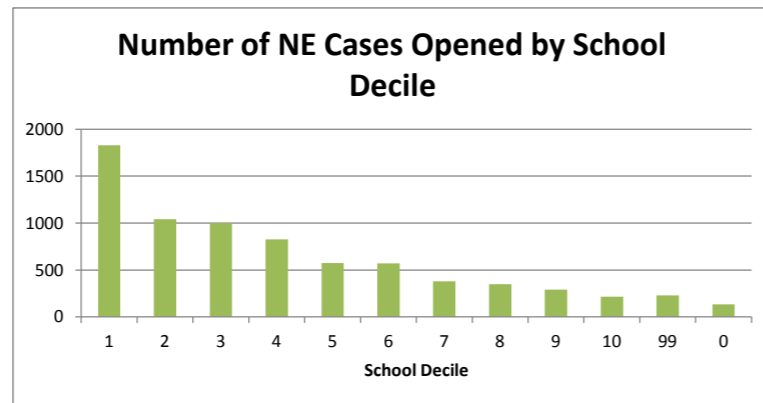
2015 NE OPEN CASE DEMOGRAPHICS

Ethnicity		
Ethnicity	Number of Cases	% of Cases
Māori	4227	56.8
Pasifika	855	11.5
NZ European	1756	23.6
Asian	162	2.2
Other	441	5.9
TOTAL	7441	

Gender		
Gender	Number of Cases	% of Cases
Male	3907	52.5
Female	3534	47.5
TOTAL	7441	

Age at Referral		
Age	Number of Cases	% of Cases
5	76	1.0
6	406	5.5
7	312	4.2
8	291	3.9
9	258	3.5
10	267	3.6
11	424	5.7
12	517	6.9
13	1007	13.5
14	1529	20.5
15	2354	31.6
TOTAL	7441	

Decile of School Last School Attended **	
Decile***	Number of NE Cases Opened
1	1829
2	1040
3	1001
4	825
5	575
6	569
7	380
8	350
9	291
10	216
99	230
0	135
TOTAL	7441



**These numbers are based on last enrolled school of the student.
 ***Decile 0 and 99 count as other classes of schools e.g. Te Kura

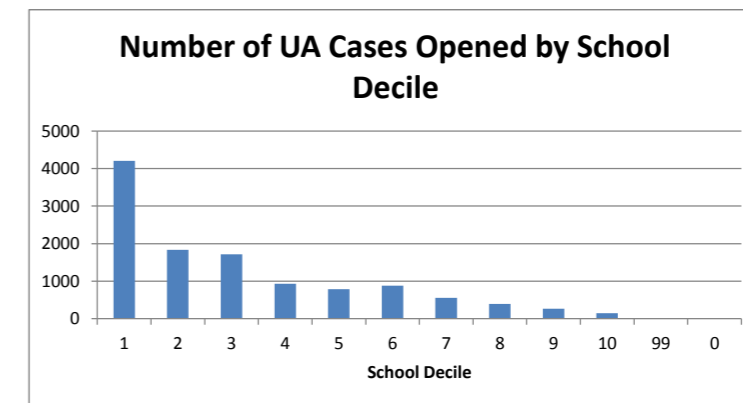
2015 UA OPEN CASE DEMOGRAPHICS

Ethnicity		
Ethnicity	Number of Cases	% of Cases
Maori	6565	56.0
Pasifika	2137	18.2
European	2136	18.2
Asian	117	1.0
Unspecified	763	6.5
TOTAL	11718	

Gender		
Gender	Number of Cases	% of Cases
Male	5949	50.8
Female	5769	49.2
TOTAL	11718	

Age at Referral		
Age	Number of Cases	% of Cases
5	776	6.6
6	816	7.0
7	711	6.1
8	557	4.8
9	551	4.7
10	479	4.1
11	703	6.0
12	1004	8.6
13	1496	12.8
14	2244	19.2
15	1944	16.6
16	291	2.5
17	131	1.1
18	15	0.1
TOTAL	11718	

Decile	
Decile***	Number of UA Cases Opened
1	4202
2	1834
3	1713
4	936
5	787
6	877
7	561
8	399
9	264
10	144
99	
0	
TOTAL	11718



2015 Repeat Referrals

Repeat Referrals as at End of Term Four		
One Referral	12413	80.9%
Two Referrals	2198	14.3%
Three Referrals	616	4.0%
Four Referrals	91	0.6%
Five Referrals	20	0.1%
Six Referrals		0.0%
Seven Referrals		0.0%
Total Cases Opened	19159	100.0%

The Repeat Referrals number have been calculated by looking at the NSN of the student as a unique identifier of all NE and UA cases opened this year, and counting the number of times the NSN has been assigned to a new open case.

For example, two referrals means a student has been referred twice to the provider within Term One , Term Two , Term Three or Term Four in 2015. This can be a student who has had a UA case and the NE case in 2015 or a student that has been referred twice as a UA case in 2015