












## Specified Systems (SS)

SS1	Automatic Systems for Fire Suppression (eg Sprinklers)	
SS2	Emergency Warning Systems (eg Fire Alarms)	
SS3/1	Automatic Doors	
SS3/2	Access Controlled Doors	
SS3/3	Fire/Smoke Control Doors	
SS4	Emergency Lighting Systems	
SS5	Escape Route Pressurisation Systems	
SS6	Riser Mains	
SS7	Automatic Backflow Preventors	
SS8	Lifts (Including Passenger lifts, service lifts and moving walkways)	
SS9	Mechanical Ventilation or Air Conditioning Systems ( <u>excluding</u> standard heat pumps)	
SS10	Building Management Units	
SS11	Fume Cupboards	
SS12	Audio Loops	
SS13/1	Smoke Control Mechanical	
SS13/2	Smoke Control Natural	
SS13/3	Smoke Control Curtains	
SS14/1	Emergency Power Systems	
SS14/2	Signs for SS1-SS13	
SS15/1	Spoken Evacuation Warning	
SS15/2	Final Exits	
SS15/3	Fire Separations	
SS15/4	Evacuation Signs	
SS15/5	Smoke Separations	

This information is also available at: <https://www.building.govt.nz/projects-and-consents/sign-off-and-maintenance/completing-your-project/compliance-schedules/#jumpto-compliance-schedule-content>