

KAHIKITIA

2013

A SNAPSHOT OF TODAY

Ka Hikitia – Managing for Success 2008–2012 saw some positive improvements in education system performance for Māori students. *Ka Hikitia – Accelerating Success 2013–2017* builds on this success and needs to consolidate efforts to more rapidly lift education system performance for Māori students.

FOR EVERY 100 YOUNG MĀORI STUDENTS

MĀORI	PĀKEHĀ		PROGRESS OVER THE LAST YEAR	
91	98	Will have participated in early childhood education prior to school	↑1	POSITIVE CHANGE
87	70	Will go to school in the North Island	■	NO CHANGE
17	1	Will participate in Māori language in education (Level 1-4b)	■	NO CHANGE
18	4	Will not have achieved basic literacy and numeracy skills by age 10	■	NO CHANGE BUT DISPARITY IS AN ISSUE
2	1	Will be frequent truants by year 9/10	■	NO CHANGE
4	2	Will be stood-down from school	↓1	POSITIVE CHANGE
66	84	Will continue studying at school until at least their 17 th birthday	■	NO CHANGE BUT DISPARITY IS AN ISSUE
30	10	Will leave secondary school without a qualification	↓1	POSITIVE CHANGE
17	8	Will become disengaged from any form of education, employment or training by age 17	↑1	NEGATIVE CHANGE
55	80	Will leave school with NCEA Level 2 or better	↑3	POSITIVE CHANGE BUT DISPARITY IS AN ISSUE
27	54	Will leave school with a university entrance standard	↑3	POSITIVE CHANGE BUT DISPARITY IS AN ISSUE
9	29	Will attain a bachelors level degree by age 25	↑1	POSITIVE CHANGE BUT DISPARITY IS AN ISSUE

Statistics produced by the Ministry's Data Management Unit

*Data for the past years is available on the Ministry website:

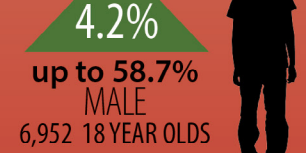
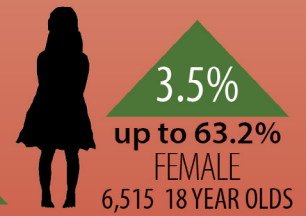



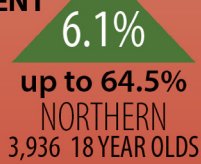
www.minedu.govt.nz/theMinistry/PolicyAndStrategy/KaHikitia/PublicationsAndResources-EnglishLanguageVersions.aspx

APPROXIMATELY 124,100 5-18 YEAR OLDS

SECONDARY/TERTIARY

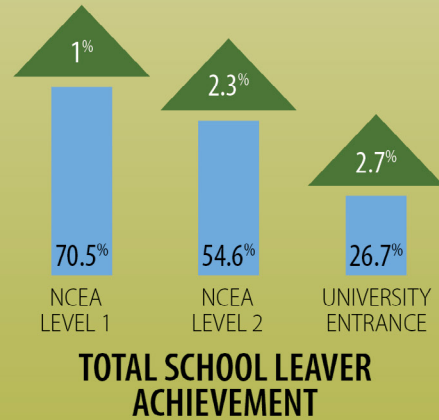
2012 QUALIFIED

18 YEAR OLDS WITH NCEA LEVEL 2 OR EQUIVALENT



22% 27,300 TOTAL MĀORI
MĀORI 15-24 YEAR OLDS
NOT IN EDUCATION, EMPLOYMENT
OR TRAINING (NEET) 2013

SECONDARY 2012 QUALIFIED LEAVERS WITH NCEA QUALIFICATIONS



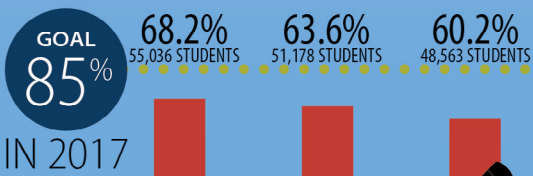
549 SCHOOLS WITH SECONDARY AGE STUDENTS

SCHOOL LEAVER HIGHEST QUALIFICATION NUMBER OF STUDENTS

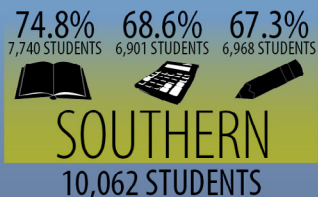
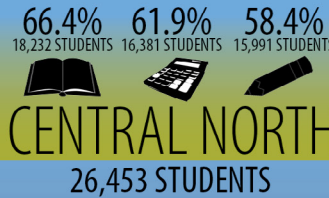
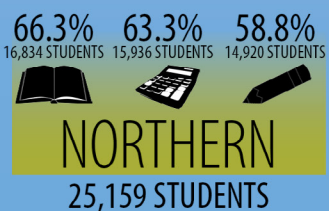
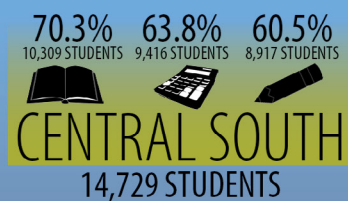
TOTAL	12,381	3,789	4,457	2,280	1,547	6,118	6,263
UNIVERSITY ENTRANCE	3,305	1,087	1,167	630	406	1,955	1,350
NCEA LEVEL 2	3,450	1,003	1,348	643	425	1,587	1,863
NCEA LEVEL 1	1,970	592	675	408	251	866	1,104
LESS THAN NCEA LEVEL 1	3,656	1,107	1,267	599	465	1,710	1,946
	NATIONAL	NORTHERN	CENTRAL NORTH	CENTRAL SOUTH	SOUTHERN	FEMALE	MALE

PRIMARY 2012 ACHIEVEMENT

AT OR ABOVE NATIONAL STANDARDS
REPORTED NUMBERS BASED ON 1,816 OUT OF 2,119 SCHOOLS



80,461 STUDENTS



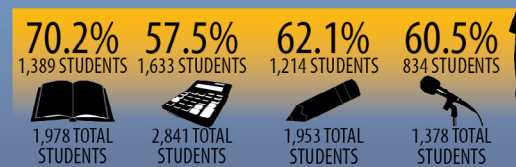
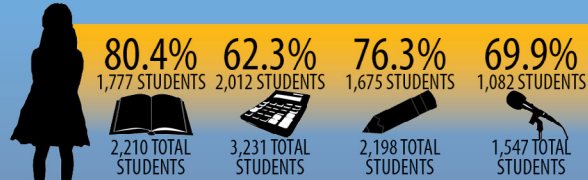

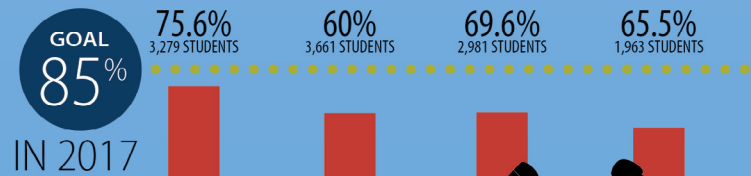
2,119 SCHOOLS USING NATIONAL STANDARDS



21% 157,737 STUDENTS
PARTICIPATED in Māori language in education

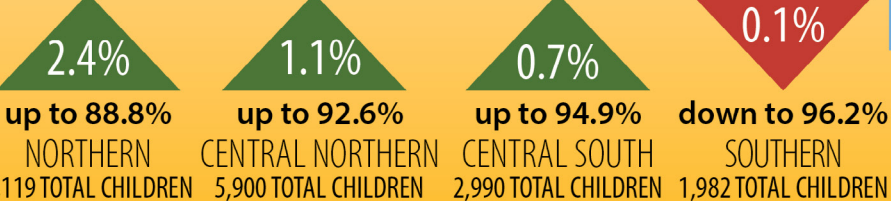
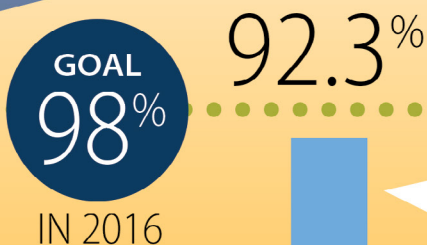
KURA AND MĀORI MEDIUM 2012 ACHIEVEMENT

Ngā Whanaketanga Rumaki Māori
MANAWA ORA AND MANAWA TOA
REPORTED NUMBERS BASED ON 105 OUT OF 199 KURA



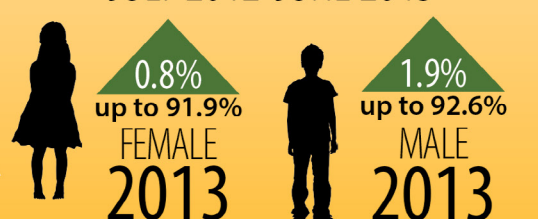
199 KURA USING NGĀ WHANAKETANGA RUMAKI MĀORI

EARLY CHILDHOOD EDUCATION 2013 PARTICIPATION



1.4% 2013 92.3% TOTAL

16,031 CHILDREN STARTED SCHOOL BETWEEN JULY 2012-JUNE 2013



TERTIARY EDUCATION

MĀORI HAVE A HIGH PARTICIPATION RATE IN TERTIARY EDUCATION



MĀORI STUDENTS ENROLLED IN QUALIFICATIONS AT BACHELORS LEVEL OR HIGHER

2007 17,500 → 2012 21,900

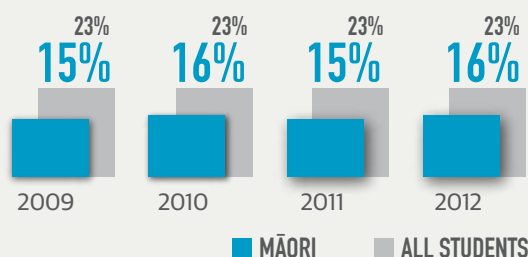
WE HAVE SEEN IMPROVEMENTS AT BACHELOR LEVEL; 28% OF MĀORI STUDENTS WERE ENROLLED IN BACHELOR DEGREES OR HIGHER IN 2012 UP FROM 21% IN 2007

A SIGNIFICANT PROPORTION OF STUDENTS ARE STUDYING AT LOWER LEVELS (NZQF 1-3), HOWEVER MANY DO NOT COMPLETE A QUALIFICATION



THE NUMBER OF MĀORI STUDENTS PARTICIPATING AT NZQF LEVEL 4 AND ABOVE HAS INCREASED

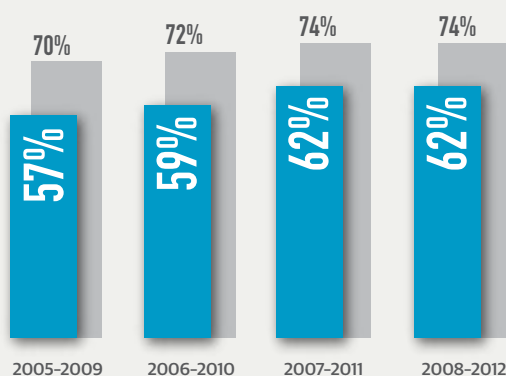
Participation rate of under 25-year-olds at NZQF Level 4 and above



Five-year cohort qualification completion rates* for NZQF Level 4 and above

*full-time domestic students

■ MĀORI ■ ALL STUDENTS



QUALIFICATION COMPLETIONS ARE IMPROVING, BUT MORE STILL NEEDS TO BE DONE

- There have been strong improvements in Māori students' participation and qualification attainment.
- Although, not exclusive to Māori students, these improvements provide a strong foundation for further growth in Māori students' participation and achievement.
- There is still much more to be done.
- *Ka Hikitia – Accelerating Success* aims to support Māori students' in achieving and participating at or above the level of the total population.

WHERE TO GO FOR ADDITIONAL INFORMATION

- Ka Hikitia website www.minedu.govt.nz/KaHikitia
- Education Counts www.educationcounts.govt.nz
- Ministry of Education www.minedu.govt.nz

Ka Hikitia
Ministry of Education
PO Box 1666, Thorndon
WELLINGTON 6140
Email: ka.hikitia@minedu.govt.nz

