

HE PUNA MARAMA TRUST

STATEMENTS OF COMPREHENSIVE REVENUE AND EXPENSE

For the Year Ended 31 December 2016

Kura Hourua ki Whangarei and Kura Teina

The following information represents a summary of income and expenses that relate to the Kura Hourua ki Whangarei and the Kura Teina.

| | Kura Hourua | | Kura Teina | |
|--|------------------|------------------|----------------|----------------|
| | Dec-16 | Dec-15 | Dec-16 | Dec-15 |
| <u>Income</u> | | | | |
| Ministry of Education | 2,689,592 | 2,200,198 | 882,305 | 619,780 |
| Interest | 16,906 | 71,155 | 4,088 | 12,829 |
| Parent Contributions | 49,487 | 13,539 | 16,495 | 7,338 |
| Other Income | 14,341 | 4,760 | 1,957 | 9,356 |
| <i>Total Income</i> | 2,770,326 | 2,289,652 | 904,844 | 649,303 |
| <u>Less Expenses</u> | | | | |
| Curriculum Delivery | 297,391 | 252,466 | 41,514 | 71,516 |
| Finance & Administration | 517,778 | 339,957 | 127,105 | 107,126 |
| Human Resources | 1,514,081 | 999,580 | 424,483 | 354,532 |
| Property Costs | 364,180 | 254,337 | 228,922 | 23,166 |
| General Expenses | 110,488 | 101,008 | 34,465 | 21,664 |
| <i>Total Expenses</i> | 2,803,917 | 1,947,348 | 856,489 | 578,004 |
| Excess Income over Expenditure | (33,591) | 342,304 | 48,355 | 71,298 |
| Depreciation & Amortisation | 53,562 | 134,433 | 16,813 | 13,512 |
| <u>Excess Income over Expenditure</u> | (87,153) | 207,871 | 31,542 | 57,786 |

This information has been extracted from the Audited Financial Statements of He Puna Marama Trust


HE PUNA MARAMA TRUST

STATEMENTS OF COMPREHENSIVE REVENUE AND EXPENSE

For the Year Ended 31 December 2016

Kura Hourua ki Whangarei & Kura Teina

| | Kura Hourua | | Kura Teina | |
|--|------------------|----------------|----------------|----------------|
| | Dec-16 | Dec-15 | Dec-16 | Dec-15 |
| <u>Curriculum Delivery</u> | | | | |
| Events | 107,123 | 50,292 | 3,882 | 863 |
| Excursions | 4,937 | 27,424 | 347 | 4,701 |
| External Training Provider | 9,672 | 22,693 | - | - |
| Photocopying | 19,988 | 14,416 | 8,042 | 7,982 |
| Promotions | 30,318 | 51,274 | 7,953 | 3,614 |
| Recruitment | 2,032 | 8,966 | 1,538 | 1,917 |
| Resources | 33,704 | 24,715 | 2,087 | 14,868 |
| Equipment | 50,979 | 14,604 | 13,785 | 37,266 |
| Vehicles | 38,637 | 38,082 | 3,879 | 304 |
| | <u>297,391</u> | <u>252,466</u> | <u>41,514</u> | <u>71,515</u> |
| <u>Finance & Administration</u> | | | | |
| Administration | 17,652 | 16,968 | 1,746 | 1,294 |
| Audit Fee | 3,910 | 3,876 | 1,268 | 1,040 |
| Consultants/Contractors | 64,616 | 3,533 | - | - |
| Corporate Cost | 431,600 | 315,580 | 124,090 | 104,792 |
| | <u>517,778</u> | <u>339,957</u> | <u>127,105</u> | <u>107,126</u> |
| <u>Human Resources</u> | | | | |
| ACC Levies | 1,372 | 2,492 | 1,976 | 1,148 |
| Kiwisaver Employer | 35,528 | 24,108 | 10,967 | 7,444 |
| Staff Expenses | 11,075 | 2,087 | 103 | 87 |
| Staff Training | 16,186 | 8,290 | 1,348 | 988 |
| Wages / Salaries | 1,449,919 | 962,603 | 410,089 | 344,865 |
| | <u>1,514,081</u> | <u>999,580</u> | <u>424,483</u> | <u>354,532</u> |
| <u>Property</u> | | | | |
| Power | 19,670 | 10,213 | 4,233 | 577 |
| Property Costs | 6,986 | 8,672 | 4,840 | 13,796 |
| Property Lease | 304,396 | 200,401 | 216,324 | - |
| Property Rates | 12,762 | 21,312 | 1,249 | - |
| Repairs & Maintenance | 11,549 | 6,735 | 668 | 5,701 |
| Rubbish & Recycling | 4,210 | 705 | 1,297 | 1,556 |
| Telephone | 4,609 | 6,300 | 311 | 1,536 |
| | <u>364,180</u> | <u>254,337</u> | <u>228,922</u> | <u>23,166</u> |
| <u>General</u> | | | | |
| Accommodation & Meals | 811 | 1,943 | - | - |
| Catering | 1,373 | 8,413 | - | - |
| Cleaning & Hygiene | 48,562 | 32,454 | 15,852 | 7,434 |
| Insurance Expense | 9,730 | 3,448 | 4,869 | 408 |
| IT Maintenance | 26,751 | 28,927 | 8,572 | 6,089 |
| Kai / Teas | 8,882 | 9,041 | 930 | 2,256 |
| Koha | 1,186 | 722 | 700 | 130 |
| Printing & Stationery | 8,706 | 11,264 | 3,060 | 4,130 |
| Security | 1,793 | 2,100 | 482 | 1,217 |
| Travel | 2,696 | 2,696 | - | - |
| | <u>110,488</u> | <u>101,008</u> | <u>34,465</u> | <u>21,664</u> |

BDO Northland
ASSURANCE 

HE PUNA MARAMA TRUST


STATEMENTS OF FINANCIAL POSITION


As at 31 December 2016

Kura Hourua ki Whangarei and Kura Teina

| | Kura Hourua | | Kura Teina | |
|--|------------------|------------------|----------------|------------------|
| | Dec-16 | Dec-15 | Dec-16 | Dec-15 |
| <u>Current Assets</u> | | | | |
| Cash and Cash Equivalents | 1,512,290 | 660,274 | 528,349 | 325,345 |
| Receivables | 31,725 | 74,605 | 10,488 | 51,517 |
| Related Party Receivables | 2,290,610 | 1,114,144 | 381,076 | - |
| Total Current Assets | 3,834,624 | 1,849,023 | 919,913 | 376,862 |
| <u>Less Current Liabilities</u> | | | | |
| Trade and other payables | 498,207 | 200,093 | 148,517 | 147,150 |
| Deferred revenue | 790,428 | - | 233,422 | - |
| Related Party Payables | - | 42,181 | - | 1,103,706 |
| Total Current Liabilities | 1,288,635 | 242,274 | 381,939 | 1,250,856 |
| Net Working Capital | 2,545,990 | 1,606,749 | 537,974 | (873,994) |
| <u>Long Term Assets</u> | | | | |
| Property, Plant and Equipment | 113,924 | 1,140,319 | 63,523 | 1,444,309 |
| Total Long Term Assets | 113,924 | 1,140,319 | 63,523 | 1,444,309 |
| <u>Less Long-Term Liabilities</u> | | | | |
| Net Assets | 2,659,914 | 2,747,067 | 601,497 | 570,315 |
| Total Trustee's Equity | 2,659,914 | 2,747,067 | 601,497 | 570,315 |

Signed on Behalf:

 Trustee

 Trustee

26/4 /2017

26/4/ /2017

s 9(2)(a) OIA