

Education Report: May 2016 ECE Prior Participation Update

Recommendations

We recommend that you:

- a. **note** the early childhood education (ECE) prior participation rate is 96.6% for the year-ended May 2016 and has not changed from the year-ended April 2016.
- b. **note** this data is for internal use only.



Apryll Parata
Deputy Secretary
Parents, Whanau and Communities



Kim Shannon
Deputy Secretary



Hon Hekia Parata
Minister of Education

28/6/16

Education Report: May 2016 ECE Prior Participation Update

Purpose of Report

1. This paper provides you with the latest ECE prior participation information for the year-ended May 2016.

May 2016 Prior Participation Rate

2. The prior participation rate is unchanged from the year-ended April 2016 however the rate has increased for Māori and Pasifika children.
3. The prior participation rate for children starting school in the year to 31 May 2016 is 96.6%.
4. The prior participation rate for Māori children is 94.8% for the year-ended May 2016.
5. The prior participation rate for Pasifika children is 92.7% for the year-ended May 2016.
6. The monthly dashboard for year-ended May 2016 is attached as Appendix 1. It includes the prior participation rates and regional breakdowns for each of the Education regions.
7. Regionally, the prior participation rates have increased from the year-ended April 2016 for Canterbury, Otago/Southland and Tai Tokerau.
8. The prior participation rate in Tai Tokerau for the year-ended May 2016 increased by 0.6 percentage points from the year-ended April 2016 to 94.4%. Contributing to this was an increase of 1.1 percentage points to 91.8% for Māori children and a 1.5 percentage point increase to 92.6% for Pasifika children.

Regional Activities

9. The number of children not attending ECE before they start school is now very small; and we are only around 1000 children short of the target. We are connecting with the hardest to reach children and their families. Our target families often require the most complex interventions for ECE to become a feasible option. ✓
10. Fifty non-participating tamariki were successfully enrolled into the early learning initiative Supporting Early Learning in Crawshaw (Waikato). [REDACTED] 42 of these children are currently enrolled and fully engaged in the Early Learning Services with early learning plans. ✓
11. The local food bank co-ordinator in [REDACTED] identified non-participating children as he was delivering food parcels to vulnerable families in the area. Following conversations with Ministry of Education staff the [REDACTED] supported ✓

playgroup was established and is now certified and operating two days a week. To date the playgroup has identified and engaged approximately 10 non-participating children.

Disestablishment of the Early Learning Taskforce

12. The Early Learning Taskforce (ELTF) will be disestablished on 30 June 2016, and the current ELTF functions and existing National Office resources will be relocated to Sector Enablement and Support (SE&S).
13. From July, ongoing ELTF work for ECE participation and community-led solutions will be led by SE&S, National Office and Regional Directors as part of regional strategies. Regional Directors will be supported by a specialist team to problem solve and to support regional strategies and action plans.

Next Steps

14. The next prior participation report will be the quarterly update of the prior participation rate for the year-ending June 2016 for publication on Education Counts.
15. We will provide you with the next monthly update of the prior participation rate and regional activity for the year-ending July 2016.

Education Area progress towards 98%

May 2016

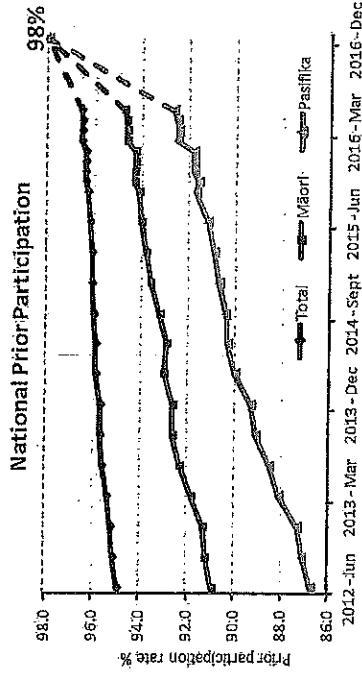
	All		Māori		Pasifika	
	Current	Previous	Current	Previous	Current	Previous
Auckland						
Participation Rate %	96.0	96.0	93.7	93.5	91.5	91.5
Children needed for 98%	424	400	160	155	94.8	330
Bop / Rotorua / Taupo						
Participation Rate %	97.2	97.2	95.1	95.3	93.5	94.6
Children needed for 98%	40	34	61	54	10	7
Canterbury						
Participation Rate %	98.5	98.4	97.4	97.3	95.5	95.1
Children needed for 98%	0	0	15	6	10	11
Hawkes Bay / Gisborne						
Participation Rate %	97.1	97.2	96.1	96.3	95.3	95.0
Children needed for 98%	26	23	28	23	5	5
Nelson / Marlborough / West Coast						
Participation Rate %	98.1	98.1	97.3	97.4	92.4	91.4
Children needed for 98%	0	0	3	2	4	5
Otago / Southland						
Participation Rate %	97.9	97.8	96.3	96.4	93.4	92.5
Children needed for 98%	2	6	11	9	7	8
Taranaki / Whangarei / Manawatu						
Participation Rate %	97.2	97.2	94.9	95.0	94.9	94.3
Children needed for 98%	32	31	42	37	7	7
Tai Tokerau						
Participation Rate %	94.4	93.8	91.8	90.7	92.6	91.1
Children needed for 98%	88	96	86	98	8	9
Waikato						
Participation Rate %	97.0	97.1	94.4	94.7	95.9	96.6
Children needed for 98%	57	46	76	65	4	5
Wellington						
Participation Rate %	97.8	97.8	96.2	96.0	95.0	95.1
Children needed for 98%	13	11	30	32	27	25

Prior participation rate
96.6%

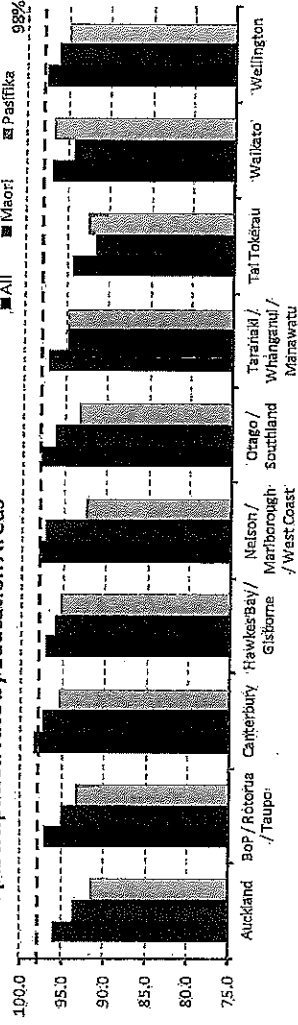
Total children needed for 98% this quarter*
862

Māori Prior participation rate
94.8%


Pasifika Prior participation rate
92.7%



Prior participation rate by Education Areas



Estimated children to reach target by Education Areas



*We doubted this figures in reports from 2015 to show the number of children and whānau we wanted to connect with in order to reach 98% for the year-ended December 2016. This significant overestimate allowed for families who chose not to engage in ECE, as well as children not starting school in 2016. From 2016, we are reporting the number of additional participating children we needed to reach 98% this quarter. This is a better indication of the numbers of children and families we are working with and referring to appropriate support if they are not ready to take up ECE.